

A.S.KUPPARAJU AND BROTHERS
CHARITABLE FOUNDATION TRUST

A.S.K.B. CAMPUS, I MAIN ROAD,
AGS COLONY ANANDNAGAR,
BANGALORE - 560024

Assessment Year : 2023-24

INDEX

Sl.no	Particulars	Page
1	ITR-V	1-1
2	Acknowledgement of Filing Form-10B	2-2
3	NTI	3-4
4	26AS	5-10
5	Trust Consolidated Financials	11-13
6	Trust Standalone Financials	14-19
7	Atria Institute of Technology Financials	20-37
8	Atria University Financials	38-49
9	Vidhyanikethan School Financials	50-56

Acknowledgement Number:485349541311023

Date of filing : 31-Oct-2023

INDIAN INCOME TAX RETURN ACKNOWLEDGEMENT

[Where the data of the Return of Income in Form ITR-1(SAHAJ), ITR-2, ITR-3, ITR-4(SUGAM), ITR-5, ITR-6, ITR-7 filed and verified]
(Please see Rule 12 of the Income-tax Rules, 1962)

Assessment Year
2023-24

PAN	AAATA7391J		
Name	A.S. KUPPARAJU AND BROTHERS CHARITABLE FOUNDATION TRUST		
Address	A.S.K.B. CAMPUS, I MAIN ROAD, AGS COLONY ANANDNAGAR , BANGALORE , Bangalore , 15-Karnataka, 91-INDIA, 560024		
Status	05-AOP/BOI	Form Number	ITR-7
Filed u/s	139(1)-On or before due date	e-Filing Acknowledgement Number	485349541311023

Taxable Income and Tax Details		
	1	0
Current Year business loss, if any		0
Total Income	2	0
Book Profit under MAT, where applicable	3	0
Adjusted Total Income under AMT, where applicable	4	0
Net tax payable	5	0
Interest and Fee Payable	6	0
Total tax, interest and Fee payable	7	0
Taxes Paid	8	12,06,632
(+) Tax Payable /(-) Refundable (7-8)	9	(-) 12,06,630
Accreted Income as per section 115TD	10	0
Additional Tax payable u/s 115TD	11	0
Interest payable u/s 115TE	12	0
Additional Tax and interest payable	13	0
Tax and interest paid	14	0
(+) Tax Payable /(-) Refundable (13-14)	15	0

This return has been digitally signed by K NAGARAJU in the capacity of Others
having PAN ABTPR1330E from IP address 106.51.179.204 on 31-Oct-2023 15:59:48 DSC
SI.No & Issuer 3236808 & 23678958CN=e-Mudhra Sub CA for Class 3 Individual 2022,OU=Certifying Authority,O=eMudhra Limited,C=IN

System Generated
Barcode/QR Code



AAATA7391J0748534954131102325d113ce0d6f5e90fab7392cb4f3d687f5cfdff2

DO NOT SEND THIS ACKNOWLEDGEMENT TO CPC, BENGALURU

Acknowledgement Receipt of Income Tax Forms (Other Than Income Tax Return)



e-Filing *Anywhere Anytime*
Income Tax Department, Government of India

e-Filing Acknowledgement Number / Quarterly Statement Receipt Number
480861740311023

Date of e-Filing
31-Oct-2023

Name	:	A S KUPPARAJU AND BROTHERS CHARITABLE FOUNDATION TRUST
PAN/TAN	:	AAATA7391J
Address	:	A.S.K.B. CAMPUS,A.G.S. COLONY, 1ST MAIN,BANGALORE,Bangalore North,BANGALORE,Karnataka,INDIA,560024
Form No.	:	Form 10B (A.Y. 2023-24 onwards)
Form Description	:	Audit report under clause (b) of the tenth proviso to clause (23C) of section 10 and sub-clause (ii) of clause (b) of sub-section (1) of section 12A of the Income-tax Act, 1961, in the case of a fund or trust or institution or any university or other educational institution or any hospital or other medical institution
Assessment Year	:	2023-24
Financial Year	:	-
Month	:	-
Quarter	:	-
Filing Type	:	Original
Capacity	:	Chartered Accountant
Verified By	:	243590

(This is a computer generated Acknowledgement Receipt and needs no signature)

SI No	Attachment Name	Size(bytes)	Hash value of Attachment
1	ASK_Consolidated IE_FY 22-23.pdf	411843	c4b098bebacd311cf25c5b8006b8b3a333d4dcfa614938331c30cb4d7e4d1466
2	ASK_Consolidated BS_FY 22-23.pdf	436763	2b51e970f2173d3c9fb19047f4aa8dbb68976f0e335cf26c18c7be362b161f31

A.Y. 2023-2024

Name : A.S. KUPPARAJU AND BROTHERS CHARITABLE FOUNDATION TRUST

P. Y. : 2022-2023

P.A.N. : AAATA 7391 J

Address : A.S.K.B. CAMPUS
I MAIN ROAD
AGS COLONY ANANDNAGAR
BANGALORE, Bangalore - 560 024

D.O.F. : 21-Dec-1984

Status : Trust

Statement of Income

	Sch.No	Rs.	Rs.	Rs.
Taxable Income u/s 11 to 13	1			0
■ Total Income				0
<i>Tax on total income</i>				0
TDS / TCS	2			12,06,632
■ Refund Due				12,06,630

Schedule 1

Taxable Income u/s 11 to 13

Return to be furnished u/s

139(4A)

Whether registered u/s 12A / 12AB?

Yes

Whether approved u/s 10(23C) (iv) to (via)?

No

Aggregate income referred to in sections 10, 11 & 12

38,49,41,982

- 11(1): Applied in India during the PY

35,63,71,301

- Revenue expenses

35,63,71,301

- Capital expenses

0

- 11(1): Accumulation to the extent of 15%

2,85,70,681

38,49,41,982

Income after application

0

Taxable income

0

Schedule 2

TDS as per Form 16A

<u>Deductor, TAN</u>	<u>TDS deducted</u>	<u>TDS claimed in current year</u>	<u>Gross receipt offered</u>
Axis Bank Limited, TAN- MUMU05151G	8,26,824	8,26,824	82,68,237
Canara Bank Ka4, TAN- BLRC18600B	25,622	25,622	2,56,217
Icici Bank Ltd, TAN- BLRI01705E	28,124	28,124	2,81,238
Ict Academy Of Tamilnadu, TAN- CHEI06323C	500	500	25,000
Sorting Hat Technologies Private Limited, TAN- BLRS53657C	600	600	30,000
State Bank Of India, TAN- MUMS86172C	14,439	14,439	1,44,376
Sumathi Kamath, TAN- BLRS74153C	9,000	9,000	90,000

A.S. KUPPARAJU AND BROTHERS CHARITABLE² FOUNDATION

Asst year: 2023-2024

Timothy Franklyn Educational Trust, TAN- BLRT15297C	1,62,000	1,62,000	16,20,000
Visveswaraiah Technological University, TAN- BLRV04080D	82,788	82,788	8,27,875
Yes Bank Limited, TAN- MUMY02084F	56,735	56,735	5,67,354
<i>Total</i>	<u>12,06,632</u>	<u>12,06,632</u>	<u>1,21,10,297</u>

Bank A/c for Refund: AXIS BANK 363010100053747 IFSC: UTIB0000363

Date : 03-Nov-2023
Place : Bangalore

For A.S. KUPPARAJU AND BROTHERS CHARITABLE
FOUNDATION TRUST

Authorised Signatory



TRACES

TDS Reconciliation Analysis and Correction Enabling System



Annual Tax Statement

Permanent Account Number (PAN)	AAATA7391J	Current Status of PAN	Active	Financial Year	2022-23	Assessment Year	2023-24
Name of Assessee	A S KUPPARAJU AND BROTHERS CHARITABLE FOUNDATION TRUST						
Address of Assessee	A S K B CAMPUS, A G S COLONY, 1ST MAIN, ANANDANAGAR, BANGALORE, KARNATAKA, 560024						

Above data / Status of PAN is as per PAN details. For any changes in data as mentioned above, you may submit request for corrections Refer www.tin-nsdl.com / www.uitiisl.com for more details. In case of discrepancy in status of PAN please contact your Assessing Officer

(All amount values are in INR)

Part-I - Details of Tax Deducted at Source

Sr. No.	Name of Deductor				TAN of Deductor	Total Amount Paid/ Credited	Total Tax Deducted #	Total TDS Deposited
1	ATRIA INSTITUTE OF TECHNOLOGY				BLRA02212A	0.00	0.00	0.00
Sr. No.	Section #	Transaction Date	Status of Booking #	Date of Booking	Remarks**	Amount Paid / Credited	Tax Deducted ##	TDS Deposited
1	194JB	02-Jun-2022	F	13-Nov-2022	-	896800.00	89680.00	89680.00
2	194JB	02-Jun-2022	F	13-Nov-2022	B	-896800.00	-89680.00	-89680.00
Sr. No.	Name of Deductor				TAN of Deductor	Total Amount Paid/ Credited	Total Tax Deducted #	Total TDS Deposited
2	CANARA BANK KA4				BLRC18600B	256217.00	25622.00	25622.00
Sr. No.	Section #	Transaction Date	Status of Booking #	Date of Booking	Remarks**	Amount Paid / Credited	Tax Deducted ##	TDS Deposited
1	194A	31-Mar-2023	F	28-May-2023	-	432.00	43.00	43.00
2	194A	31-Mar-2023	F	28-May-2023	-	1867.00	187.00	187.00
3	194A	31-Mar-2023	F	28-May-2023	-	1867.00	187.00	187.00
4	194A	31-Mar-2023	F	28-May-2023	-	2567.00	256.00	256.00
5	194A	31-Mar-2023	F	28-May-2023	-	24050.00	2405.00	2405.00
6	194A	31-Mar-2023	F	28-May-2023	-	1155.00	116.00	116.00
7	194A	31-Mar-2023	F	28-May-2023	-	308.00	31.00	31.00
8	194A	07-Mar-2023	F	28-May-2023	-	7000.00	700.00	700.00
9	194A	07-Mar-2023	F	28-May-2023	-	7000.00	700.00	700.00
10	194A	28-Feb-2023	F	28-May-2023	-	6844.00	685.00	685.00
11	194A	09-Feb-2023	F	28-May-2023	-	41625.00	4162.00	4162.00
12	194A	30-Jan-2023	F	28-May-2023	-	629.00	63.00	63.00
13	194A	17-Jan-2023	F	28-May-2023	-	370.00	37.00	37.00
14	194A	12-Jan-2023	F	28-May-2023	-	1299.00	129.00	129.00
15	194A	07-Dec-2022	F	16-Jan-2023	-	7000.00	700.00	700.00
16	194A	07-Dec-2022	F	16-Jan-2023	-	7000.00	700.00	700.00
17	194A	30-Nov-2022	F	16-Jan-2023	-	6922.00	692.00	692.00
18	194A	09-Nov-2022	F	16-Jan-2023	-	41625.00	4163.00	4163.00
19	194A	30-Oct-2022	F	16-Jan-2023	-	621.00	62.00	62.00
20	194A	17-Oct-2022	F	16-Jan-2023	-	365.00	37.00	37.00
21	194A	12-Oct-2022	F	16-Jan-2023	-	1284.00	129.00	129.00
22	194A	07-Sep-2022	F	18-Oct-2022	-	6688.00	669.00	669.00
23	194A	07-Sep-2022	F	18-Oct-2022	-	6688.00	669.00	669.00
24	194A	31-Aug-2022	F	18-Oct-2022	-	6688.00	669.00	669.00
25	194A	09-Aug-2022	F	18-Oct-2022	-	40015.00	4001.00	4001.00
26	194A	30-Jul-2022	F	18-Oct-2022	-	614.00	61.00	61.00
27	194A	17-Jul-2022	F	18-Oct-2022	-	361.00	36.00	36.00
28	194A	12-Jul-2022	F	18-Oct-2022	-	1268.00	127.00	127.00
29	194A	07-Jun-2022	F	25-Jul-2022	-	4904.00	490.00	490.00
30	194A	07-Jun-2022	F	25-Jul-2022	-	4904.00	490.00	490.00
31	194A	31-May-2022	F	25-Jul-2022	-	4458.00	446.00	446.00
32	194A	10-May-2022	F	25-Jul-2022	-	17388.00	1739.00	1739.00
33	194A	30-Apr-2022	F	25-Jul-2022	-	195.00	20.00	20.00
34	194A	17-Apr-2022	F	25-Jul-2022	-	63.00	6.00	6.00
35	194A	12-Apr-2022	F	25-Jul-2022	-	153.00	15.00	15.00
Sr. No.	Name of Deductor				TAN of Deductor	Total Amount Paid/ Credited	Total Tax Deducted #	Total TDS Deposited
3	ICICI BANK LTD				BLRI01705E	281238.00	28124.00	28124.00

No.	Section 1	Transaction Date	Status of Booking*	Date of Booking	Remarks**	Amount Paid / Credited	Tax Deducted **	TDS Deposited
1	194A	27-Mar-2023	F	21-May-2023	-	38960.00	3896.00	3896.00
2	194A	24-Feb-2023	F	21-May-2023	-	242278.00	24228.00	24228.00
No.		Name of Deductor			TAN of Deductor	Total Amount Paid/ Credited	Total Tax Deducted #	Total TDS Deposited
4	SORTING HAT TECHNOLOGIES PRIVATE LIMITED				BLRS53657C	30000.00	600.00	600.00
Sr. No.	Section 1	Transaction Date	Status of Booking*	Date of Booking	Remarks**	Amount Paid / Credited	Tax Deducted **	TDS Deposited
1	194C	19-Aug-2022	F	13-Nov-2022	-	30000.00	600.00	600.00
Sr. No.		Name of Deductor			TAN of Deductor	Total Amount Paid/ Credited	Total Tax Deducted #	Total TDS Deposited
5	SUMATHI KAMATH				BLRS74153C	60000.00	6000.00	6000.00
Sr. No.	Section 1	Transaction Date	Status of Booking*	Date of Booking	Remarks**	Amount Paid / Credited	Tax Deducted **	TDS Deposited
1	194JB	30-Mar-2023	F	03-Jun-2023	-	20000.00	2000.00	2000.00
2	194JB	07-Mar-2023	F	03-Jun-2023	-	20000.00	2000.00	2000.00
3	194JB	06-Feb-2023	F	03-Jun-2023	-	20000.00	2000.00	2000.00
No.		Name of Deductor			TAN of Deductor	Total Amount Paid/ Credited	Total Tax Deducted #	Total TDS Deposited
6	TIMOTHY FRANKLYN EDUCATIONAL TRUST				BLRT15297C	1620000.00	162000.00	162000.00
Sr. No.	Section 1	Transaction Date	Status of Booking*	Date of Booking	Remarks**	Amount Paid / Credited	Tax Deducted **	TDS Deposited
1	194I(b)	16-Nov-2022	F	07-Feb-2023	-	1620000.00	162000.00	162000.00
Sr. No.		Name of Deductor			TAN of Deductor	Total Amount Paid/ Credited	Total Tax Deducted #	Total TDS Deposited
7	VISVESWARAIAH TECHNOLOGICAL UNIVERSITY				BLRV04084D	827875.00	82788.00	82788.00
Sr. No.	Section 1	Transaction Date	Status of Booking*	Date of Booking	Remarks**	Amount Paid / Credited	Tax Deducted **	TDS Deposited
1	194JB	21-Mar-2023	F	15-May-2023	-	125500.00	12550.00	12550.00
2	194JB	28-Feb-2023	F	15-May-2023	-	265390.00	26539.00	26539.00
3	194JB	31-Jan-2023	F	15-May-2023	-	436985.00	43699.00	43699.00
No.		Name of Deductor			TAN of Deductor	Total Amount Paid/ Credited	Total Tax Deducted #	Total TDS Deposited
8	ICT ACADEMY OF TAMILNADU				CHEI06323C	25000.00	500.00	500.00
Sr. No.	Section 1	Transaction Date	Status of Booking*	Date of Booking	Remarks**	Amount Paid / Credited	Tax Deducted **	TDS Deposited
1	194C	31-Mar-2023	F	03-Jun-2023	-	25000.00	500.00	500.00
Sr. No.		Name of Deductor			TAN of Deductor	Total Amount Paid/ Credited	Total Tax Deducted #	Total TDS Deposited
9	STATE BANK OF INDIA				MUMS86172C	144376.00	14439.00	14439.00
Sr. No.	Section 1	Transaction Date	Status of Booking*	Date of Booking	Remarks**	Amount Paid / Credited	Tax Deducted **	TDS Deposited
1	194A	31-Mar-2023	F	07-Jun-2023	-	45905.00	4591.00	4591.00
2	194A	31-Dec-2022	F	01-Feb-2023	-	98471.00	9848.00	9848.00
3	194A	31-Dec-2022	F	01-Feb-2023	-	98471.00	9848.00	9848.00
4	194A	31-Dec-2022	F	01-Feb-2023	G	-98471.00	-9848.00	-9848.00
Sr. No.		Name of Deductor			TAN of Deductor	Total Amount Paid/ Credited	Total Tax Deducted #	Total TDS Deposited
10	AXIS BANK LIMITED				MUMU05151G	8268237.00	826824.00	826824.00
Sr. No.	Section 1	Transaction Date	Status of Booking*	Date of Booking	Remarks**	Amount Paid / Credited	Tax Deducted **	TDS Deposited
1	194A	31-Mar-2023	F	25-May-2023	-	2678346.00	267834.00	267834.00
2	194A	31-Dec-2022	F	08-Feb-2023	-	2049292.00	204930.00	204930.00
3	194A	31-Oct-2022	F	08-Feb-2023	-	373117.00	37311.00	37311.00
4	194A	31-Oct-2022	F	08-Feb-2023	-	373117.00	37311.00	37311.00
5	194A	31-Oct-2022	F	08-Feb-2023	G	-373117.00	-37311.00	-37311.00
6	194A	31-Oct-2022	F	08-Feb-2023	-	373117.00	37311.00	37311.00
7	194A	31-Oct-2022	F	08-Feb-2023	G	-373117.00	-37311.00	-37311.00
8	194A	31-Oct-2022	F	08-Feb-2023	-	373117.00	37311.00	37311.00
9	194A	31-Oct-2022	F	08-Feb-2023	G	-373117.00	-37311.00	-37311.00
10	194A	31-Oct-2022	F	08-Feb-2023	-	373117.00	37311.00	37311.00
11	194A	31-Oct-2022	F	08-Feb-2023	G	-373117.00	-37311.00	-37311.00
12	194A	31-Oct-2022	F	08-Feb-2023	-	373117.00	37311.00	37311.00
13	194A	31-Oct-2022	F	08-Feb-2023	G	-373117.00	-37311.00	-37311.00
14	194A	31-Oct-2022	F	08-Feb-2023	-	373117.00	37311.00	37311.00
15	194A	31-Oct-2022	F	08-Feb-2023	G	-373117.00	-37311.00	-37311.00
16	194A	30-Sep-2022	F	31-Oct-2022	-	1597051.00	159705.00	159705.00
17	194A	30-Sep-2022	F	31-Oct-2022	-	1597051.00	159705.00	159705.00
18	194A	30-Sep-2022	F	31-Oct-2022	G	-1597051.00	-159705.00	-159705.00
19	194A	30-Sep-2022	F	31-Oct-2022	-	1597051.00	159705.00	159705.00
20	194A	30-Sep-2022	F	31-Oct-2022	G	-1597051.00	-159705.00	-159705.00

Sr. No.	Section 1	Transaction Date	Status of Booking*	Date of Booking	Remarks**	Amount Paid / Credited	Tax Deducted**	TDS Deposited
21	194A	30-Sep-2022	F	31-Oct-2022	-	1597051.00	159705.00	159705.00
22	194A	30-Sep-2022	F	31-Oct-2022	G	-1597051.00	-159705.00	-159705.00
23	194A	30-Sep-2022	F	31-Oct-2022	-	1597051.00	159705.00	159705.00
24	194A	30-Sep-2022	F	31-Oct-2022	G	-1597051.00	-159705.00	-159705.00
25	194A	30-Sep-2022	F	31-Oct-2022	-	1597051.00	159705.00	159705.00
26	194A	30-Sep-2022	F	31-Oct-2022	G	-1597051.00	-159705.00	-159705.00
27	194A	30-Sep-2022	F	31-Oct-2022	-	1597051.00	159705.00	159705.00
28	194A	30-Sep-2022	F	31-Oct-2022	G	-1597051.00	-159705.00	-159705.00
29	194A	30-Sep-2022	F	31-Oct-2022	-	1597051.00	159705.00	159705.00
30	194A	30-Sep-2022	F	31-Oct-2022	G	-1597051.00	-159705.00	-159705.00
31	194A	30-Jun-2022	F	08-Aug-2022	-	1570431.00	157044.00	157044.00

Sr. No.	Name of Deductor	TAN of Deductor	Total Amount Paid / Credited	Total Tax Deducted #	Total TDS Deposited
11	YES BANK LIMITED	MUMY02084F	567354.00	56735.40	56735.40

Sr. No.	Section 1	Transaction Date	Status of Booking*	Date of Booking	Remarks**	Amount Paid / Credited	Tax Deducted**	TDS Deposited
1	194A	31-Mar-2023	F	30-May-2023	-	137790.00	13779.00	13779.00
2	194A	04-Jan-2023	F	30-May-2023	-	143833.00	14383.30	14383.30
3	194A	04-Oct-2022	F	02-Feb-2023	-	141981.00	14198.10	14198.10
4	194A	04-Jul-2022	F	28-Oct-2022	-	5094.00	509.40	509.40
5	194A	04-Jul-2022	F	28-Oct-2022	-	138656.00	13865.60	13865.60

PART-II-Details of Tax Deducted at Source for 15G / 15H

Sr. No.	Name of Deductor	TAN of Deductor	Total Amount Paid / Credited	Total Tax Deducted #	Total TDS Deposited
No Transactions Present					

PART-III - Details of Transactions under Proviso to section 194B/First Proviso to sub-section (1) of section 194R/ Proviso to sub-section(1) of section 194S

Sr. No.	Name of Deductor	TAN of Deductor	Total Amount Paid / Credited
No Transactions Present			

PART-IV -Details of Tax Deducted at Source u/s 194IA/ 194IB / 194M/ 194S (For Seller/Landlord of Property/Contractors or Professionals/ Seller of Virtual Digital Asset)

Sr. No.	Acknowledgement Number	Name of Deductor	PAN of Deductor	Transaction Date	Total Transaction Amount	Total TDS Deposited***
No Transactions Present						

PART-V - Details of Transactions under Proviso to sub-section (1) of section 194S as per Form-26QE (For Seller of Virtual Digital Asset)

Sr. No.	Acknowledgement Number	Name of Buyer	PAN of Buyer	Transaction Date	Total Transaction Amount
No Transactions Present					

PART-VI-Details of Tax Collected at Source

Sr. No.	Name of Collector	TAN of Collector	Total Amount Paid/ Debited	Total Tax Collected +	Total TCS Deposited
No Transactions Present					

PART-VII- Details of Paid Refund (For which source is CPC TDS. For other details refer AIS at E-filing portal)

Sr. No.	Assessment Year	Mode	Refund Issued	Nature of Refund	Amount of Refund	Interest	Date of Payment	Remarks
No Transactions Present								

PART-VIII-Details of Tax Deducted at Source u/s 194IA/ 194IB /194M/194S (For Buyer/Tenant of Property /Person making payment to contractors or Professionals / Buyer of Virtual Digital Asset)

Sr. No.	Acknowledgement Number	Name Of Deductee	PAN of Deductee	Transaction Date	Total Transaction Amount	Total TDS Deposited***	Total Amount Deposited other than TDS
No Transactions Present							

than TDS

Gross Total Across Deductee(s)

Transactions Present

PART-IX - Details of Transactions/Demand Payments under Proviso to sub-section (1) of section 194S as per Form 26QE (For Buyer of Virtual Digital Asset)

Sr. No.	Acknowledgement Number	Name of Seller	PAN of Seller	Transaction Date	Total Transaction Amount	Total Amount Deposited other than TDS
Challan Details				Status of Booking*	Demand Payment	Total Amount Deposited other than TDS
Sr. No.	BSR Code	Date of Deposit	Challan Serial Number	Total Tax Amount		

Gross Total Across Seller(s)

No Transactions Present

PART X-TDS/TCS Defaults* (Processing of Statements)

(All amount values are in INR)

Sr. No.	Financial Year	Short Payment	Short Deduction/Collection	Interest on TDS/TCS Payments Default	Interest on TDS/TCS Deduction/Collection Default	Late Filing Fee u/s 234E	Interest u/s 220(2)	Total Default
Sr. No.	TANs	Short Payment	Short Deduction/Collection	Interest on TDS/TCS Payments Default	Interest on TDS/TCS Deduction/Collection Default	Late Filing Fee u/s 234E	Interest u/s 220(2)	Total Default

No Transactions Present

*Notes:
1. Defaults related to processing of statements, do not include demand raised by the respective Assessing Officers.

2. For more details please log on to TRACES as taxpayer.

Contact Information

Part of Annual Tax Statement	Contact in case of any clarification
I	Deductor
II	Deductor
III	Deductor
IV	Deductor
V	Buyer
VI	Collector
VII	Assessing Officer / Bank
VIII	NSDL / E-Filing/ Concerned Bank Branch
IX	E-Filing/ Concerned Bank Branch/ Seller
X	Deductor

Legends used in Annual Tax Statement

Status Of Booking

Legend	Description	Definition
U	Unmatched	Deductors have not deposited taxes or have furnished incorrect particulars of tax payment. Final credit will be reflected only when payment details in bank match with details of deposit in TDS / TCS statement
M	Matched	Particulars of challan details provided in TDS statement have matched with the challan details available in OLTAS
P	Provisional	Provisional tax credit is effected only for TDS / TCS Statements filed by Government deductors. "P" status will be changed to Final (F) on verification of payment details submitted by Pay and Accounts Officer (PAO)
F	Final	In case of non-government deductors, payment details of TDS / TCS deposited in bank by deductors have matched with the payment details mentioned in the TDS / TCS statement filed by the deductors. In case of government deductors, details of TDS / TCS booked in Government account have been verified with payment details submitted by Pay and Accounts Officer (PAO)
O	Overbooked	Payment details of TDS / TCS deposited in bank by deductor have matched with details mentioned in the TDS / TCS statement but the amount is over claimed in the statement. Final (F) credit will be reflected only when deductor reduces claimed amount in the statement or makes additional payment for excess amount claimed in the statement
Z	Mismatch	Particulars of challan details provided in TDS statement have not matched with the challan details available in OLTAS. Status of challan will be updated as "M" (Matched), once correction is done by the deductor.

Remarks

Legend	Description
'A'	Rectification of error in challan uploaded by bank
'B'	Rectification of error in statement uploaded by deductor
'D'	Rectification of error in Form 24G filed by Accounts Officer
'E'	Rectification of error in Challan by Assessing Officer
'F'	Lower/ No deduction certificate u/s 197
'G'	Reprocessing of Statement
'T'	Transporter

'W' For Part III, Details shown are as per details submitted by Deductor

Total Tax Deducted includes TDS, Surcharge and Education Cess
 Tax Deducted includes TDS, Surcharge and Education Cess
 + Total Tax Collected includes TCS, Surcharge and Education Cess
 Tax Collected includes TCS, Surcharge and Education Cess
 Total TDS Deposited will not include the amount deposited as Fees and Interest
 Total Amount Deposited other than TDS includes Fees, Interest and Other etc. It also includes any default amount paid by deductor in case of Transactions covered under Proviso to sub-section (1) of section 194S

Notes for Annual Tax Statement

- Figures in brackets represent reversal (negative) entries
- Tax Credits appearing in Part I, II, IV and VI of the Annual Tax Statement are on the basis of details given by deductor/collector in the TDS / TCS statement filed by them. The same should be verified before claiming tax credit and only the amount which pertains to you should be claimed
- Date is displayed in dd-MMM-yyyy format
- Part II of Annual Tax Statement contains details of transactions related to Form 15G/15H furnished by the deductor in the TDS statement.

Sections

Section	Description	Section	Description
192	Salary	194LD	TDS on interest on bonds / government securities
192A	TDS on PF withdrawal	194M	Payment of certain sums by certain individuals or Hindu Undivided Family
193	Interest on Securities	194N	Payment of certain amounts in cash
194	Dividends	194O	Payment of certain sums by e-commerce operator to e-commerce participant
194A	Interest other than 'Interest on securities'	194P	Deduction of tax in case of specified senior citizen
194B	Winning from lottery or crossword puzzle	194Q	Deduction of tax at source on payment of certain sum for purchase of goods
194BB	Winning from horse race	195	Other sums payable to a non-resident
194C	Payments to contractors and sub-contractors	196A	Income in respect of units of non-residents
194D	Insurance commission	196B	Payments in respect of units to an offshore fund
194DA	Payment in respect of life insurance policy	196C	Income from foreign currency bonds or shares of Indian
194E	Payments to non-resident sportsmen or sports associations	196D	Income of foreign institutional investors from securities
194EE	Payments in respect of deposits under National Savings Scheme	196DA	Income of specified fund from securities
194F	Payments on account of repurchase of units by Mutual Fund or Unit Trust of India	206CA	Collection at source from alcoholic liquor for human
194G	Commission, price, etc. on sale of lottery tickets	206CB	Collection at source from timber obtained under forest lease
194H	Commission or brokerage	206CC	Collection at source from timber obtained by any mode other than a forest lease
194I(a)	Rent on hiring of plant and machinery	206CD	Collection at source from any other forest produce (not being tendu leaves)
194I(b)	Rent on other than plant and machinery	206CE	Collection at source from any scrap
194IA	TDS on Sale of immovable property	206CF	Collection at source from contractors or licensee or lease relating to parking lots
194IB	Payment of rent by certain individuals or Hindu undivided family	206CG	Collection at source from contractors or licensee or lease relating to toll plaza
194IC	Payment under specified agreement	206CH	Collection at source from contractors or licensee or lease relating to mine or quarry
194J(a)	Fees for technical services	206CI	Collection at source from tendu Leaves
194J(b)	Fees for professional services or royalty etc	206CJ	Collection at source from on sale of certain Minerals
194K	Income payable to a resident assessee in respect of units of a specified mutual fund or of the units of the Unit Trust of India	206CK	Collection at source on cash case of Bullion and Jewellery
194LA	Payment of compensation on acquisition of certain immovable	206CL	Collection at source on sale of Motor vehicle
194LB	Income by way of Interest from Infrastructure Debt fund	206CM	Collection at source on sale in cash of any goods(other than bullion/jewelry)
194LC	Income by way of interest from specified company payable to a non-resident	206CN	Collection at source on providing of any services(other than Chapter-XVII-B)
194LBA	Certain income from units of a business trust	206CO	Collection at source on remittance under LRS for purchase of overseas tour program package
194LBB	Income in respect of units of investment fund	206CP	Collection at source on remittance under LRS for educational loan taken from financial institution mentioned in section 80E
194LBC	Income in respect of investment in securitization trust	206CQ	Collection at source on remittance under LRS for purpose other than for purchase of overseas tour package or for educational loan taken from financial institution
194R	Benefits or perquisites of business or profession	206CR	Collection at source on sale of goods
Proviso to section 194B	Winnings from lotteries and crossword puzzles where consideration is made in kind or cash is not sufficient to meet the tax liability and tax has been paid before such winnings are released		
First Proviso to sub-section(1) of section 194R	Benefits or perquisites of business or profession where such benefit is provided in kind or where part in cash is not sufficient to meet tax liability and tax required to be deducted is paid before such benefit is released		
Proviso to sub-section(1) of section 194S	Payment for transfer of virtual digital asset where payment is in kind or in exchange of another virtual digital asset and tax required to be deducted is paid before such payment is released		

Minor Head

3.Major Head

Code	Description
200	TDS/TCS
400	Tax on regular assessment
800	TDS on sale of immovable property

Code	Description
0020	Corporation Tax
0021	Income Tax (other than companies)

Glossary


Abbreviation		Description	Abbreviation		Description
AY	Assessment Year		TDS	Tax Deducted at Source	
			TCS	Tax Collected at Source	

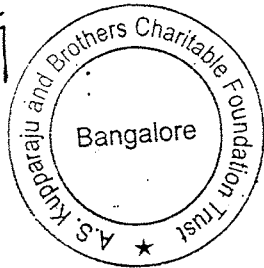
A.S. KUPPARAJU AND BROTHERS CHARITABLE FOUNDATION TRUST (CONSOLIDATED FINANCIALS)
A.S.K.B. CAMPUS, I MAIN ROAD, AGS COLONY ANANDNAGAR, BANGALORE, - 560024
BALANCE SHEET AS AT 31.03.2023


Liabilities	Amount (Rs.)	Amount (Rs.)	Assets	Amount (Rs.)	Amount (Rs.)
Capital Fund			Fixed Assets		
Capital Fund	95,82,89,357		Buildings	31,67,95,155	
Add : Excess of Expenditure over income	(6,04,37,685)		Furniture & Electronic Fittings	4,34,72,099	
Add : General reserve	65,97,802	90,44,49,474	Plant & Machinery	3,69,31,074	
			Computer & Software	1,21,54,570	
Non current liabilities			Capital work-in-progress	17,36,37,675	
Security deposits	31,94,900		Land	86,61,658	59,16,52,232
Secured loans	24,00,00,000	24,31,94,900			
			Non current assets		
Current Liabilities			Pre-operative expenses	8,41,96,777	
Duties and taxes	20,41,557		Deposits with bank	18,61,83,240	
Provisions	83,68,038		Deposits with Statutory bodies	6,55,370	
Salaries and Wages Payable	1,17,97,458		Balance with Statutory Authorities	3,08,36,866	
University and Exam fees payable	1,00,29,662		Investments	2,00,00,000	32,18,72,253
Sundry Creditors	38,03,303				
Other Current Liabilities	65,71,168		Current Assets		
Charities received for Covid relief	1,55,583	4,27,66,768	Land Advances	10,75,98,663	
			Sundry Debtors	5,00,000	
			Cash and Cash Equivalents	11,54,65,094	
			Fees receivable	5,08,88,257	
			Prepaid Expenses	3,74,604	
			Staff Advances	20,60,039	27,68,86,657
Total	1,19,04,11,142	1,19,04,11,142	Total	1,19,04,11,142	1,19,04,11,142

For AS Kuppuraju & Brothers Charitable Foundation Trust
 Authroized Signatory


For CNGSN & Associates LLP
 Chartered Accountants


 K. Nagaraju
 Trustee





 C. S. Sunder Raju
 Trustee





 Padi Siva Kumar
 Partner
 M. NO: 243590
 FRN NO: 004915S/S200036
 UDIN :23243590BGZNI05341
 Date : 31 July 2023
 Place : Bangalore

A.S. KUPPARAJU AND BROTHERS CHARITABLE FOUNDATION TRUST (CONSOLIDATED FINANCIALS)					
A.S.K.B. CAMPUS, I MAIN ROAD, AGS COLONY ANANDNAGAR, BANGALORE, - 560024					
INCOME & EXPENDITURE ACCOUNT FOR THE PERIOD 01.04.2022 TO 31.03.2023					
	Expenditure	Amount (Rs.)		Income	Amount (Rs.)
To	Direct Expenses		By	Direct Income	
"	- Salaries & Wages	16,16,45,626	"	- Tution fees	31,87,54,162
"	- University & School fees	2,36,05,484	"	- Hostel fees	4,74,73,908
"	- Books & Periodicals	1,63,913	"	- Admission Acceptance Fees	9,76,000
"	- Mess & Laundry Expenses	2,97,10,796			
"	- Pre-operative expenses(written off)	2,10,49,194			
To	Indirect Expenses		By	Indirect Income	
"	- Advertisment	3,12,51,910	"	- Rental Income	12,11,606
"	- Repairs and Maintenance	4,13,54,275	"	- Interest on Savings Bank	20,34,211
"	- Power & fuel	83,92,226	"	- Interest on Fixed Deposit	7,57,575
"	- Insurance	3,02,093	"	- Miscellaneous Income	58,43,424
"	- Professional & Consultancy	2,92,62,494	"	- Events and Programmes conducted	30,58,755
"	- Rates and taxes	23,121			
"	- Subscription	13,16,543			
"	- Depreciation & Amortisation expenses	5,20,67,815			
"	- Audit fees	7,19,800			
"	- Security charges	33,57,304			
"	- Other Expenses	3,34,49,306			
"	- BBMP Tax	28,75,426			
	Excess of Expenditure over income	(6,04,37,685)			
	Total	38,01,09,640		Total	38,01,09,640

For AS Kuppuraju & Brothers Charitable Foundation Trust
Authorized Signatory



K. Nagaraju
Trustee



C. S. Sunder Raju
Trustee

For CNGSN & Associates LLP
Chartered Accountants



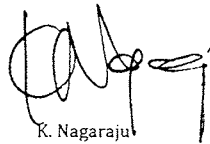


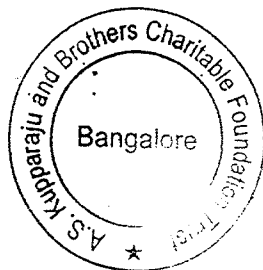
Padi Siva Kumar
Partner
M. NO: 243590


FRN NO: 004915S/S200036
UDIN :23243590BGZNI05341
Date : 31 July 2023
Place : Bangalore

A.S. KUPPARAJU AND BROTHERS CHARITABLE FOUNDATION TRUST (CONSOLIDATED FINANCIALS)				
A.S.K.B. CAMPUS, I MAIN ROAD, AGS COLONY ANANDNAGAR, BANGALORE - 560024				
RECEIPTS AND PAYMENTS ACCOUNT FOR THE PERIOD 01.04.2022 TO 31.03.2023				
Receipts		Amounts (Rs.)	Payments	
			Amounts (Rs.)	
To	Opening Balance		By	Current Liabilities
"	Bank Accounts	22,24,56,781	"	Audit Fee Payable
"	Cash-in-hand	36,918	"	Duties & Taxes
To	Capital Account		"	Provisions
"	A S Kupparaju & Bros Charitable Foundation Trust	8,72,18,290	"	Sundry Creditors
To	Current Liabilities		"	Scholarship payable
"	Placement Training Fees	7,00,025	"	CSR funds
"	Other Current Liabilities	34,59,277	"	Salary Payable
"	University Payable	7,54,217	By	Capital Account
"	CSR funds	48,32,342	"	A S Kupparaju & Bros Charitable Foundation Trust
To	Current Assets		By	Current Assets
"	RTE Fees Recievable	3,78,049	"	Loans & Advances (Asset)
"	Sundry Debtors	14,75,495	"	Deposits with statutory bodies
"	Fees Receivables	1,06,94,248	"	Imprest
To	Direct Incomes	34,65,67,237	"	Other rceivables
To	Indirect Incomes	49,67,023	"	Prepaid expenses
			"	Staff advances
			"	Rental Deposit
			"	TDS on FD Interest
			By	Direct Expenses
			By	Indirect Expenses
			By	Closing Balance
			"	Bank Accounts
			"	Cash-in-hand
	Total	68,35,39,901		Total
				68,35,39,901

For AS Kupparaju & Brothers Charitable Foundation Trust
Authroized Signatory



K. Nagaraju
Trustee




C. S. Sunder Raju
Trustee

For CNGSN & Associates LLP
Chartered Accountants




Padi Siva Kumar
Partner

M. NO: 243590
FRN NO: 004915S/S200036
UDIN : 23243590BGZNI05341
Date : 31 July 2023
Place : Bangalore


A.S. KUPPARAJU AND BROTHERS CHARITABLE FOUNDATION TRUST (STANDALONE FINANCIALS)
A.S.K.B. CAMPUS, I MAIN ROAD, AGS COLONY ANANDNAGAR, BANGALORE, - 560024


BALANCE SHEET AS AT 31.03.2023

Liabilities	Sch.	Amount (Rs.)	Amount (Rs.)	Assets	Sch.	Amount (Rs.)	Amount (Rs.)
Capital A/C				Fixed Assets			
Capital Fund	1	28,89,26,649	28,89,26,649	Land	3	86,61,658	86,61,658
Current Liabilities				Non-Current Assets			
Charities received for Covid relief	2	1,55,583	1,55,583	Deposits with Bank	4	1,33,44,871	
				Deposits -Others	5	2,22,472	
				Investments	6	2,00,00,000	
				Balance with statutory authorities	7	3,08,36,866	6,44,04,209
				Current Assets			
				Land Advance	8	10,75,98,663	
				Sundry Debtors	9	5,00,000	
				Cash & Cash Equivalents	10	65,23,764	11,46,22,427
				Intergroup owings	11	10,13,93,938	10,13,93,938
Total			28,90,82,232	Total			28,90,82,232


For AS Kuppuraju & Brothers Charitable Foundation Trust
 Authroized Signatory

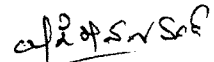
For CNGSN & Associates LLP
 Chartered Accountants


 K. Nagaraju
 Trustee




 Sunder Raju
 Trustee






 Padi Siva Kumar
 Partner
 M. No: 243590
 FRN NO: 0049155/S200036
 Date : 31-03-2023
 Place : Bangalore

A.S. KUPPARAJU AND BROTHERS CHARITABLE FOUNDATION TRUST (STANDALONE FINANCIALS)							
A.S.K.B. CAMPUS, I MAIN ROAD, AGS COLONY ANANDNAGAR, BANGALORE, - 560024							
INCOME & EXPENDITURE ACCOUNT FOR THE PERIOD 01.04.2022 TO 31.03.2023							
EXPENDITURE		Sch.	Amount (Rs)	INCOME		Sch.	Amount (Rs)
To	Expenses	13		By	Indirect Income	12	
"	- BBMP Tax		28,75,426	"	- Interest On SB		7,31,890
"	- Bank Charges		77	"	- Interest On FD Deposits		50,136
				"	- Other Income		700
	<i>Excess of income over expenditure</i>		-20,92,777				
	Total		7,82,726		Total		7,82,726


For AS Kuppuraju & Brothers Charitable Foundation Trust
Authorized Signatory


For CNGSN & Associates LLP
Chartered Accountants


K. Nagaraju
Trustee




C. S. Sunder Raju
Trustee






Padi Siva Kumar
Partner
M. No: 243590
FRN NO: 004915S/S200036
Date: 31-07-2023
Place: Bangalore

A.S. KUPPARAJU AND BROTHERS CHARITABLE FOUNDATION TRUST (STANDALONE FINANCIALS)							
A.S.K.B. CAMPUS, I MAIN ROAD, AGS COLONY ANANDNAGAR, BANGALORE, - 560024							
RECEIPTS AND PAYMENTS ACCOUNT FOR THE PERIOD 01.04.2022 TO 31.03.2023							
	Receipts	Amount (Rs.)	Amount (Rs.)		Payments	Amount (Rs.)	Amount (Rs.)
To	Opening Balance			By	Current Liabilities		
"	Bank Accounts			"	CSR Funds	79,500	79,500
"	Corporation Bank Current A/C No. 510101004796976	45,31,812		"			
"	Hdfc Bank A/C No. 50100184283005	23,466		By	Branch / Divisions		
"	Idbi Bank A/C No. 0363104000033530	1,48,378		"	Atria Institute of Technology	44,88,999	
"	Yes Bank A/C No. 059994600000235	11,48,206	58,51,861	"	Atria University	11,00,000	55,88,999
To	Current Liabilities			By	Indirect Expenses	77	77
"	CSR Funds	48,32,342	48,32,342	"			
To	Current Assets			By	Closing Balance		
"	Sundry Debtors	14,58,000	14,58,000	"	Bank Accounts		
To	Indirect Incomes			"	Corporation Bank Current A/C No. 510101004796976	51,53,578	
"	Interest Received From S B A/c	50,136	50,136	"	Hdfc Bank A/C No. 50100184283005	24,001	
				"	Idbi Bank A/C No. 0363104000033530	1,52,867	
				"	Yes Bank A/C No. 059994600000235	11,93,318	65,23,764
	Total		1,21,92,339		Total		1,21,92,339

For AS Kuppuraju & Brothers Charitable Foundation Trust
Authorized Signatory



K. Nagaraju
Trustee




C. S. Sunder Raju
Trustee

For CNGSN & Associates LLP
Chartered Accountants




Padi Siva Kumar
Partner
M. No: 243590
FRN NO: 004915S/S200036
Date: 31-03-2023
Place: Bangalore

A.S. KUPPARAJU AND BROTHERS CHARITABLE FOUNDATION TRUST (STANDALONE FINANCIALS)
A.S.K.B. CAMPUS, I MAIN ROAD, AGS COLONY ANANDNAGAR, BANGALORE, - 560024

Schedules Forming Part of Balance Sheet as at 31.03.2023

Schedule 1 - Capital Fund	Amount (Rs)
Capital	
Capital Fund	25,14,53,498
Less : Opening profit and loss	(88,34,723)
Add : General Reserve	4,04,18,171
Less : Excess of Expenditure over income	(20,92,777)
Add : CSR Funds	71,73,544
Add : SLRM Project	8,08,937
Total	28,89,26,649

Schedule 2 - Current liabilities	Amount (Rs)
Charities and Donation - Covid Relief	1,55,583
Total	1,55,583

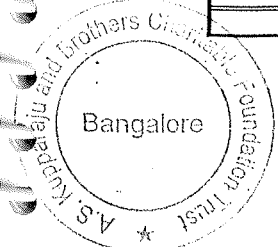
Schedule 3 - Fixed Assets	Amount (Rs)
Land (17 Acres 37 Guntas)	1
Betterment Charges (06/07) and other charges	86,61,657
Total	86,61,658

Schedule 4 - Deposits with bank	Amount (Rs)
Deposits with Bank	
FD Andhra Bank	
FD with Andhra Bank A/c No. 143320100020728	4,49,923
FD with Andhra Bank A/C No. 143201000008957	27,55,836
FD Yes Bank	
FD with Yes Bank A/c No. 059940400005540/1	90,318
FD with Yes Bank A/c No.059940400003190/2	1,00,48,794
Total	1,33,44,871

Schedule 5 - Deposits-others	Amount (Rs)
KEB Deposit	2,22,472
Total	2,22,472

Schedule 6 - Investments	Amount (Rs)
Hdfc Bank Mutual Fund - 10979996/48	2,00,00,000
Total	2,00,00,000

Schedule 7 - Balance with statutory authorities	Amount (Rs)
Disputed Income Tax FY 15/16	12,58,551
IT Penalty Refundable (F.Y. 2003-04)	23,73,554
IT Refundable (F.Y. 2001-2002)	33,80,640
IT Refundable (F.Y.2002-2003)	53,06,783
TDS (2012 -2013)	15,19,740
TDS (2013 -2014)	20,91,214
TDS (2014 -2015)	21,18,526
TDS (2015 -2016)	21,51,208
TDS (2016-2017)	20,06,765
TDS (2017-2018)	18,90,131
TDS (2018-2019)	20,21,493
TDS (2019-2020)	17,29,076
TDS (2020-2021)	7,37,516
TDS (2021-2022)	6,88,702
TDS (2022-2023)	12,03,632
Deposit of Disputed Tax FY 2017-18	3,59,335
Total	3,08,36,866



1/2



Schedule 8 - Land Advance	Amount (Rs)
Land Advance	9,54,82,663
Sub Registrar -Bangalore	1,21,16,000
Total	10,75,98,663


Schedule 9- Sundry Debtors	Amount (Rs)
National School of Journalism	5,00,000
Total	5,00,000

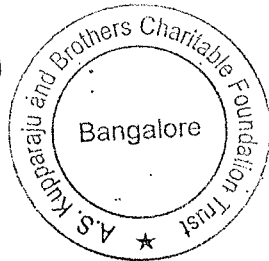
Schedule 10 - Cash and Cash Equivalents	Amount (Rs)
Cash at Bank	
Corporation Bank Ca A/C #510101004796976	51,53,578
Hdfc Bank A/C 50100184283005	24,001
Idbi Bank A/C No.0363104000033530	1,52,867
Yes Bank A/C No.059994600000235	11,93,318
Total	65,23,764


Schedule 11 - Intergroup owings	Amount (Rs)
Atria University	10,13,93,938
Total	10,13,93,938

For AS Kuppuraju & Brothers Charitable Foundation Trust
Authorized Signatory

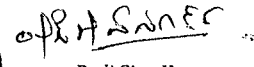
For CNGSN & Associates LLP
Chartered Accountants


K. Nagaraju
Trustee




C. S. Sunder Raju
Trustee




Padi Siva Kumar
Partner
M. No: 243590
FRN NO: 004915S/S200036
Date: 31-07-2022
Place: Bangalore

A.S. KUPPARAJU AND BROTHERS CHARITABLE FOUNDATION TRUST (STANDALONE FINANCIALS)
A.S.K.B. CAMPUS, I MAIN ROAD, AGS COLONY ANANDNAGAR, BANGALORE, - 560024

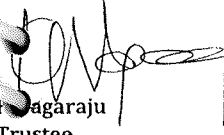
Schedules Forming Part of Income & Expenditure A/C as at 31.03.2023


Schedule 12 - Indirect Income	Amount (Rs)
Interest Received From FD	7,31,890
Interest Received From S B A/c	50,136
Other Income	700
Total	7,82,026


Schedule 13 - Indirect Expenses	Amount (Rs)
Bank Charges	77
BBMP Annual Tax	28,75,426
Total	28,75,503


AS Kuppuraju & Brothers Charitable Foundation Trust
Authorized Signatory

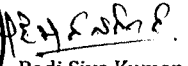
For CNGSN & Associates LLP
Chartered Accountants


A.S. Kuppuraju
Trustee




C. S. Sunder Raju
Trustee




Padi Siva Kumar
Partner
M. No: 243590
FRN NO: 004915S/S200036

Date :
Place :

31-07-2023
Bangalore


ATRIA INSTITUTE OF TECHNOLOGY
(BELONGING TO A.S. KUPPARAJU AND BROTHERS CHARITABLE FOUNDATION TRUST)
A.S.K.B. CAMPUS, I MAIN ROAD, AGS COLONY ANANDNAGAR, BANGALORE - 560024


BALANCE SHEET AS ON 31/03/2023


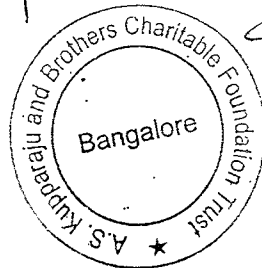
Liabilities	Sch.	Amount (Rs.)	Amount (Rs.)	Assets	Sch.	Amount (Rs.)	Amount (Rs.)
Parent Body				Fixed Assets			
A.S. Kupparaju & Brothers Charitable Foundation Trust	1	80,56,56,687	80,56,56,687	Buildings	8	28,27,11,712	
				Furniture & Electronic Fittings	9	3,17,97,447	
				Plant & Machinery	10	2,74,11,797	
				Computer & Software	11	92,77,398	35,11,98,353
Current Liabilities				Non Current Assets			
Duties and taxes	2	19,98,710		Deposits with bank	12	26,25,171	
Provisions	3	72,84,188		Deposits with Statutory bodies	13	4,24,848	30,50,019
Salaries and wages payable	4	89,07,714					
University and Exam fees payable	5	1,00,29,662		Current Assets			
Sundry Creditors	6	6,79,356		Cash and Cash Equivalents	14	9,42,37,929	
Other Current Liabilities	7	56,93,564	3,45,93,193	Fees receivable	15	4,27,22,954	
				Prepaid Expenses	16	3,74,604	
				Imprest & Staff Advances	17	18,44,704	
				Intergroup owings	18	34,68,21,316	48,60,01,507
Total			84,02,49,880	Total			84,02,49,880

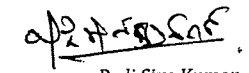
For AS Kuppuraju & Brothers Charitable Foundation Trust
 Authorized Signatory

For CNGSN & Associates LLP
 Chartered Accountants


 K. Nagaraju
 Trustee



 S. Sunder Raju
 Trustee

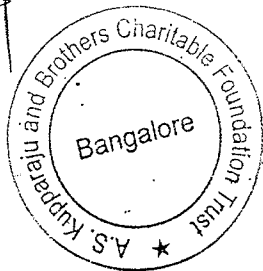




 Padi Siva Kumar
 Partner
 M. No: 243590
 FRN NO: 004915S/S200036
 Date: 31-07-2023
 Place: Bangalore

ATRIA INSTITUTE OF TECHNOLOGY (BELONGING TO A.S. KUPPARAJU AND BROTHERS CHARITABLE FOUNDATION TRUST) A.S.K.B. CAMPUS, I MAIN ROAD, AGS COLONY ANANDNAGAR, BANGALORE - 560024									
INCOME & EXPENDITURE ACCOUNT FOR THE PERIOD 01.04.2022 TO 31.03.2023									
EXPENDITURE			Sch.	Amount (Rs)	INCOME			Sch.	Amount (Rs)
To	Direct Expenses		21		By	Direct Income	19		
"	- Employee benefits expenses			11,55,10,218	"	- Tuition fees		30,25,07,909	
"	- University and Affiliated fees			2,36,05,484	"	- Hostel fees		4,17,94,908	
"	- Mess & Laundry Expenses			1,33,48,120					
To	Indirect Expenses		22		By	Indirect Income	20		
"	- Advertisement			64,71,612	"	- Events and Programmes conducted		30,58,755	
"	- Audit fees			7,19,800	"	- Rental Income		10,56,832	
"	- Repairs and Maintenance			3,62,32,257	"	- Interest on Savings Bank		9,73,569	
"	- Professional & Consultancy			61,29,263	"	- Interest on Fixed Deposit		1,44,376	
"	- Power & fuel			83,92,226	"	- Miscellaneous Income		52,86,088	
"	- Insurance			3,02,093					
"	- Rates and taxes			23,121					
"	- Subscription			10,60,253					
"	- Security charges			33,57,304					
"	- Depreciation & Amortisation expenses			4,48,18,742					
"	- Travelling Charges			21,32,363					
"	- Other Expenses			1,55,54,337					
	<i>Excess of income over expenditure</i>			7,71,65,244					
	Total			35,48,22,436		Total		35,48,22,436	


For AS Kuppuraju & Brothers Charitable Foundation Trust
Authorized Signatory

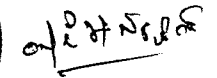

K. Nagaraju
Trustee




C. S. Sunder Raju
Trustee

For CNGSN & Associates LLP
Chartered Accountants




Padi Siva Kumar
Partner


M. No: 243590
FRN NO: 004915S/S200036
Date : 31-07-2023,
Place : Bangalore


ATRIA INSTITUTE OF TECHNOLOGY
(BELONGING TO A.S. KUPPARAJU AND BROTHERS CHARITABLE FOUNDATION TRUST)
A.S.K.B. CAMPUS, I MAIN ROAD, AGS COLONY ANANDNAGAR, BANGALORE - 560024


RECEIPTS AND PAYMENTS ACCOUNT FOR THE PERIOD 01/04/2022 TO 31/03/2023

Receipts		Amounts(Rs.)	Amounts(Rs.)	Payments		Amounts(Rs.)	Amounts(Rs.)
To	Opening Balance			By	Current Liabilities		
"	Bank Accounts	13,90,35,656		"	Duties & Taxes	1,34,14,343	
"	Cash-in-Hand	8,353	13,90,44,009	"	Provisions	10,51,98,011	
To	Capital Account			"	Sundry Creditors	13,48,05,481	
"	A S Kupparaju & Bros Charitable Foundation Trust	21,24,574	21,24,574	"	Scholarship Payable	70,950	25,34,88,785
To	Current Liabilities			By	Current Assets		
"	Placement Training Fees	7,00,025		"	Loans & Advances	17,29,091	
"	Other Current Liabilities	18,64,277		"	Deposits With Statutory Bodies	55,40,776	
"	University Payable	7,54,217	33,18,519	"	Imprest	1,93,09,536	
To	Current Assets			"	Other Receivables	298	
"	Sundry Debtors	17,495		"	Prepaid Expenses	2,68,586	
"	Fees Receivables	83,24,533	83,42,028	"	Staff Advances	6,95,229	2,75,43,516
To	Direct Incomes		32,97,28,942	By	Branch / Divisions		
To	Indirect Incomes		42,55,760	"	Atria University	8,92,90,914	8,92,90,914
				By	Direct Expenses		2,52,854
				By	Indirect Expenses		2,19,99,832
				By	Closing Balance		
				"	Bank Accounts	9,42,29,324	
				"	Cash-in-Hand	8,606	9,42,37,930
	Total		48,68,13,831		Total		48,68,13,831


For AS Kuppuraju & Brothers Charitable Foundation Trust
 Authorized Signatory



 K. Nagaraju
 Trustee




 C. S. Sunder Raju
 Trustee

For CNGSN & Associates LLP
 Chartered Accountants





Padi Siva Kumar
 Partner
 M. No: 243590

FRN NO: 004915S/S200036
 Date : 31-07-2022
 Place : Bangalore

ATRIA INSTITUTE OF TECHNOLOGY
(BELONGING TO A.S. KUPPARAJU AND BROTHERS CHARITABLE FOUNDATION TRUST)
A.S.K.B. CAMPUS, I MAIN ROAD, AGS COLONY ANANDNAGAR, BANGALORE - 560024

Schedules Forming Part of Balance Sheet, as on 31st March 2023

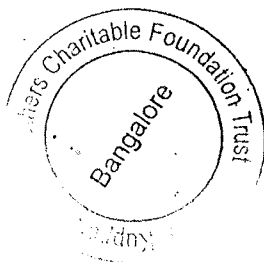
S No	Schedule 1 - A.S. Kupparaju & Brothers Charitable Foundation Trust	Amount (Rs)
	A.S. Kupparaju & Brothers Charitable Foundation Trust	72,84,91,443
	Add : Excess of Income over expenditure	7,71,65,244
	Total	80,56,56,687

Current Liabilities		
S No	Schedule 2 - Duties & Taxes	Amount (Rs)
1	ESIC Collected & Payable	27,001
2	Professional Tax	45,000
3	Provident fund payable	5,60,147
4	TDS On Contract	8,37,635
5	TDS On Rent	1,38,410
6	TDS On Professional Charges	4,19,833
7	TDS On Salaries	(29,316)
	Total	19,98,710


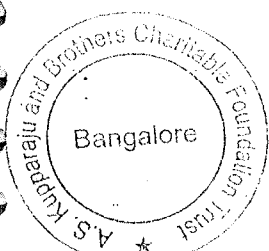
S No	Schedule 3 - Provisions	Amount (Rs)
1	Provision for Laundry Services	15,04,220
2	Provision for Annual Maintenance Charges	67,174
3	Provision for Audit Fees	7,08,000
4	Provision for Electricity charges	6,60,615
5	Provision for Generator Fuel Expense	1,23,255
6	Provision for Internet Charges	88,650
7	Provision for Mess Expenses	13,22,400
8	Provision for Professional fee	22,16,693
9	Provision for Repairs & Maintenance	6,000
10	Provision for Security Charges Payable	2,72,710
11	Provision for Housekeeping Expenses	3,06,900
12	Provision for Postage and Courier	7,571
	Total	72,84,188

S No	Schedule 4 - Salaries and wages payable	Amount (Rs)
1	Salaries and Wages payable	89,07,714
	Total	89,07,714

S No	Schedule 5 - University and Exam Fee payables	Amount (Rs)
1	University & Affiliated Fee Payable	49,04,720
2	Exam/Arrear/Revaluation Fees Collected	51,24,942
	Total	1,00,29,662



S No	Schedule 6 - Sundry Creditors	Amount (Rs)
	Advance for 4th and 5th Floor Construction	
1	Atma Consulatants	(90,000)
2	Dhanu & Associates	(2,48,140)
3	Imagine Industries Pvt Ltd	(60,000)
4	Maa Royal Group	(2,67,550)
5	Sahyadri Telecom	(9,51,000)
6	Schindler India Private Limited	(41,33,001)
7	Shree Rama Industries	(6,51,230)
8	Sree Shakthi Sai Electriclas	(13,55,862)
9	Thimmaraju K V	(51,781)
	Other Advances	
10	Atria Rooftop LLP	68,248
11	Avinash Jha	1,68,500
12	Bangalore Scientific Co	6,633
13	Blue Sky Education Services	45,000
14	Bmc Group	35,986
15	Book Paradise	4,021
16	Chandrasekhar	45,000
17	Chethan Kumar	45,000
18	Dhara Consultancy Services	45,000
19	Encon Fabricators Pvt Ltd	24,20,000
20	Extraaedge Technology Solutions Pvt Ltd	(31,860)
21	G Ashok	4,23,450
22	Genius Education Guidance	45,000
23	Getmyuni Education Services Pvt Ltd	1,80,000
24	Giriraj Rathor	2,63,767
25	Girnar Soft	(1,96,200)
26	Hotel Chalukya	35,799
27	Imprest Dr. H R Ananth	2,799
28	Jagadish S	(49,057)
29	Janavi Enterprises	(2,23,916)
30	J.Dakshinamurthy	7,35,053
31	J.S.Poles & Column Boxes	28,700
32	Kamaljeet Instrumentation & Service Unit	7,316
33	Likith Enterprises	2,83,329
34	Mansoor Ali	45,000
35	M.Purushotham	54,439
36	N R Minds	4,50,000
37	N Venkatesh	6,63,478
38	Planedu Consultants	45,000
39	Quiklrn Private Limited	(3,21,750)
40	Raj Kishora	(36,000)
41	Ranjeet Kumar Singh	45,000
42	Ravish Enterprises	(246)
43	Royals Hardware & Paints	4,37,361
44	Royal Trading Company	49,116
45	S5 Technologies	4,66,536
46	Saachi Constructions	7,78,615
47	Sape Events & Media Pvt Ltd	(1,050)
48	Shivam Trading Co.,	80,000
49	Shree Agecies	48,055
50	Shree Balaji Innovations	3,57,540
51	Shree Sai Enterprises	55,138
52	Shristi Kumari	5,25,000
53	Silverline Electroncis	(2,05,220)
54	Smart Tech Furnitures	88,485
55	Sparthan Events And Wing Studio	(18,033)




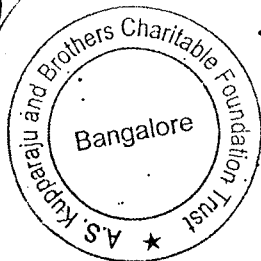
56	Sree Lakshmi Venkateshwara Blocks	33,040
57	Sri Bsk Sales And Service	25,410
58	Sri Kalabhiraveshwara	1,17,700
59	Sri Lakshmi Venkateshwara Enterprises	1,447
60	Sri Sai Enterprises	(14,500)
61	Tejaswini R	45,000
62	The Home Needs	3,750
63	United Diesel Services	(813)
64	Universal Enterprises	(51)
65	Vijay'S Info Media	45,000
66	Vinayka Enterprises	6,950
67	Vishal Marbles	2,33,602
68	Vishnu Electricals	(147)
69	Ict Academy	500
70	Sk Infopro	(3,000)
Total		6,79,356


S No	Schedule 7 - Other Current Liabilities	Amount (Rs)
1	Project And Programmes	
	Graduation Day	4,29,408
	K Steps VGST-L1 Project	10,00,000
	RFTT Project - VGST Grant	82,438
2	Deposit	1,00,000
3	Hostel Caution Deposits	23,10,000
4	KSDNEB - Exam	1,33,900
5	Tuition Fee Received In Advance	13,72,055
6	VTU Remuneration Dec/Jan 21	2,65,763
Total		56,93,564

For AS Kuppuraju & Brothers Charitable Foundation Trust
Authroized Signatory

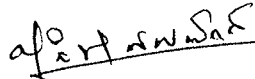
For CNGSN & Associates LLP
Chartered Accountants


K. Nagaraju
Trustee




C. S. Sunder Raju
Trustee




Padi Siva Kumar

Partner

M. No: 243590



FRN NO: 004915S/S200036

Date : 31-07-2023.

Place : Bangalore


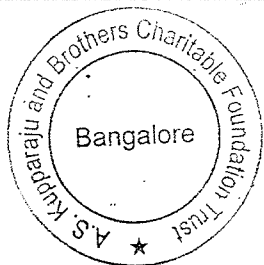
ATRIA INSTITUTE OF TECHNOLOGY
(A.S. KUPPARAJU AND BROTHERS CHARITABLE FOUNDATION TRUST)
A.S.K.B. CAMPUS, I MAIN ROAD, AGS COLONY ANANDNAGAR, BANGALORE - 560024

Schedule NO.	S No	NAME OF ASSETS	GROSS BLOCK				DEPRECIATION					
			As on 01.04.2022	Addition up to 30.09.2022	Addition After 01.10.2022	Deletion	As on 31.03.2023	Rate %	For the year in full	For the Year-50%	Totals	As at 31.03.2023
			Rs.	> 180 days	< 180 days	Rs.		Rs.	Rs.	Rs.	Rs.	
8	1	Buildings	29,17,49,932	-	2,11,96,603	-	21,29,46,535	10	2,91,74,993	10,59,830	3,02,34,823	28,27,11,712
9	2	Furniture & Electronic Fittings	3,34,36,716	52,186	17,44,696	-	3,52,33,569	10	33,48,887	87,235	34,36,122	3,17,97,447
10	3	Plant & Machinery	1,07,94,894	11,47,490	8,01,484	-	3,27,43,848	18/40	58,96,841	60,110	59,36,731	2,74,11,797
11	4	Computer & Software	73,83,221	65,79,290	11,55,933	-	1,50,68,444	40	55,63,008	6,200	57,91,046	92,77,398
Total			36,33,19,463.89	77,98,936.00	2,48,98,695.84	-	39,60,17,095.73		4,33,85,525.83	12,13,374.74	4,48,18,742.57	35,11,98,353.36


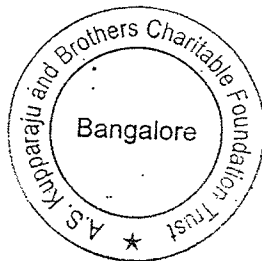


Sch No	S No	NAME OF ASSETS	GROSS BLOCK				DEPRECIATION						
			As on 01.04.2022	Addition up to 30.09.2022	Addition After 01.10.2022	Deletion	As on 31.03.2023	Rate %	For the year in full	For the Year-50%	Totals	As at 31.03.2023	
			Rs.	Rs.	Rs.	Rs.	Rs.		Rs.	Rs.	Rs.	Rs.	
8	1	Buildings											
	2	Buildings (Old)	3,77,226				3,77,225.75	10%	37,722.58	-	37,722.58		3,39,503.18
	3	Buildings -01.04.2017.T/F	10,27,17,269.39				10,27,17,269.39	10%	1,02,71,726.94	-	1,02,71,726.94		9,24,45,542.45
	4	Buildings (2000/2001)	10,71,048.66				10,71,048.66	10%	1,07,104.87	-	1,07,104.87		9,63,943.79
	5	Buildings (2001/2002)	11,98,459.16				11,98,459.16	10%	1,19,845.92	-	1,19,845.92		10,78,613.24
	6	Buildings (2001/2002)	5,38,741				5,38,740.88	10%	53,874.09	-	53,874.09		4,84,866.79
	7	Buildings (2003/2005)	37,88,597				37,88,596.25	10%	3,78,859.69	-	3,78,859.69		34,09,737.17
	8	Buildings (2005/2007)	27,36,983				27,36,983.22	10%	2,73,698.32	-	2,73,698.32		24,63,284.90
	9	Buildings (2006/2009)	93,10,849				93,10,848.58	10%	9,31,084.85	-	9,31,084.86		83,79,763.72
	10	Buildings (2010/2011)	1,36,82,084				1,36,82,083.59	10%	13,68,208.36	-	13,68,208.36		1,23,13,875.23
	11	Buildings (2011/2012)	1,96,59,762				1,96,59,761.88	10%	19,65,976.19	-	19,65,976.19		1,76,93,785.69
	12	Buildings (2012/2013)	54,56,853				54,56,852.85	10%	5,45,685.28	-	5,45,685.28		49,11,167.56
	13	Buildings (2014/2015)	2,60,55,295				2,60,55,294.70	10%	26,05,529.47	-	26,05,529.47		2,34,49,765.23
	14	Buildings (2017/2018)	29,01,806				29,01,805.97	10%	2,90,180.60	-	2,90,180.60		26,11,625.37
	15	Buildings (2019/2020)	1,78,02,492				1,78,02,491.51	10%	17,80,249.15	-	17,80,249.15		1,60,22,242.36
	16	BRIGADE CALADIUM (Apt. - A502)	2,67,29,604				2,67,29,604.17	10%	26,72,960.42	-	26,72,960.42		2,40,56,643.75
	17	Shops	9,06,181				9,06,181.26	10%	90,618.13	-	90,618.13		8,15,563.14
	18	Basket Ball Court	5,30,514				5,30,513.82	10%	53,051.38	-	53,051.38		4,77,462.44
	19	Canteen - AIT	82,49,646				82,49,646.20	10%	8,24,964.62	-	8,24,964.62		74,24,681.58
	20	DG Room	5,49,170.5				5,49,170.51	10%	5,49,170.52	-	5,49,170.52		49,42,534.67
	21	Staff Quarters	16,08,953				16,08,952.68	10%	1,60,895.27	-	1,60,895.27		14,48,057.41
	22	Compound wall	13,31,489.94				13,31,488.94	10%	1,33,148.89	-	1,33,148.89		11,98,340.04
	23	ABIC Building	3,96,04,377		2,11,96,602.60		6,08,00,979.76	10%	39,60,437.72	10,59,830.13	50,20,267.85		5,57,80,711.91
	24	Total	29,17,49,932		2,11,96,603		31,29,46,535		2,91,74,993	10,59,830	3,02,34,823		28,27,11,712

Sch No	S No	NAME OF ASSETS	GROSS BLOCK				DEPRECIATION						
			As on 01.04.2022	Addition up to 30.09.2022	Addition After 01.10.2022	Deletion	As on 31.03.2023	Rate %	For the year in full	For the Year-50%	Totals	As at 31.03.2023	
			Rs.	Rs.	Rs.	Rs.	Rs.		Rs.	Rs.	Rs.	Rs.	
9	A	Furniture & Electronic Fittings											
	1	Aluminium Partition	32,09,446				32,09,446	10%	3,20,945	-	3,20,945		28,88,502
	2	Aluminium Partition (2012-13)	1,53,491				1,53,490.66	10%	15,349.07	-	15,349.07		1,38,141.59
	3	Aluminium Partition (2013-14)	37,199				37,198.90	10%	3,719.89	-	3,719.89		33,479.01
	4	Aluminium Partition (2015-16)	1,06,156				1,06,155.67	10%	10,615.57	-	10,615.57		95,540.10
	5	Aluminium Partition (2016-17)	2,17,591				2,17,590.97	10%	21,759.10	-	21,759.10		1,95,831.88
	6	Aluminium Partition (2017-18)	18,23,640				18,23,639.79	10%	1,82,363.98	-	1,82,363.98		16,41,275.81
	7	Aluminium Partition (2018-19)	8,56,805				8,56,804.93	10%	85,680.49	-	85,680.49		7,71,124.43
	8	Entrance Gate	14,565				14,565.42	10%	1,456.54	-	1,456.54		13,108.88
	B	Furniture & Fixtures	2,22,89,613	52,156	17,44,696		2,40,86,465	10%	22,34,177	87,235	23,21,412		2,17,65,054
	9	Furniture & Fixtures (2015-16)	4,65,865				4,65,865.19	10%	46,586.52	-	46,586.52		4,19,278.67
	10	Furniture & Fixtures (2016-17)	11,17,498				11,17,497.73	10%	1,11,749.77	-	1,11,749.77		10,05,747.96
	11	Furniture & Fixtures (2017-18)	20,20,079				20,20,078.61	10%	2,02,007.86	-	2,02,007.86		18,18,070.75
	12	Furniture & Fixtures (2018-19)	16,47,738				16,47,737.84	10%	1,64,773.78	-	1,64,773.78		14,82,964.06
	13	Furniture & Fixtures (2019-20)	9,72,957				9,72,957.42	10%	97,295.74	-	97,295.74		8,75,661.68
	14	Furniture & Fixtures (2020-21)	9,33,421				9,33,421.32	10%	93,342.13	-	93,342.13		8,40,079.19
	15	Furniture & Fixtures	97,54,205	52,156.00	16,69,648.00		1,14,76,008.99	10%	9,80,636.10	83,482.40	10,64,118.50		1,04,11,890.49
	16	Furniture and Fixtures- Boys Hostel	5,93,501				5,93,501.50	10%	59,350.15	-	59,350.15		5,34,151.35
	17	Beds and Mattresses	34,629		75,048.24		1,09,677.20	10%	3,462.90	3,752.41	7,215.31		1,02,461.89
	18	Bunker Cots	12,59,242				12,59,241.55	10%	1,25,924.15	-	1,25,924.15		11,33,317.39
	19	Univestty Seating -With Table Top	9,54,373				9,54,373.27	10%	95,437.33	-	95,437.33		8,58,935.94
	20	Steel Stool	1,02,538				1,02,538.22	10%	10,253.82	-	10,253.82		92,284.40
	21	Dinning / Mess/ Tables	9,338				9,337.76	10%	933.78	-	933.78		8,403.98
	22	Chairs	10,98,415				10,98,415.44	10%	1,09,841.54	-	1,09,841.54		9,88,573.89
	23	Seminar Hall Interiors	13,25,813				13,25,813.35	10%	1,32,581.33	-	1,32,581.33		11,93,232.01
	C	Electrical Fittings	79,37,657				79,37,657	10%	7,93,766		7,93,766		71,43,891
	24	Electricals Fittings	10,24,669				10,24,669.26	10%	1,02,466.93	-	1,02,466.93		9,22,202.33
	25	Ceiling Fans (2012-2013)	13,616				13,615.57	10%	1,361.56	-	1,361.56		12,254.01
	26	Ceiling Fans (2015-2016)	32,360				32,359.98	10%	3,236.00	-	3,236.00		29,123.98
	27	Ceiling Fans (2016-2017)	35,970				35,970.06	10%	3,597.01	-	3,597.01		32,373.06
	28	Ceiling Fans (2017-2018)	41,736				41,735.91	10%	4,173.59	-	4,173.59		37,562.32
	29	Ceiling Fans (2019-2020)	1,14,688				1,14,687.82	10%	11,468.78	-	11,468.78		1,03,219.04
	30	Pedestal Fans (2020-21)	21,983				21,983.40	10%	2,198.34	-	2,198.34		19,785.06
	31	Networking	66,52,635				66,52,635.02	10%	6,65,263.50		6,65,263.50		59,87,371.51
	32	Total	3,34,36,716	52,156	17,44,696		3,52,33,569		35,48,887	87,235	34,36,122		3,17,97,447


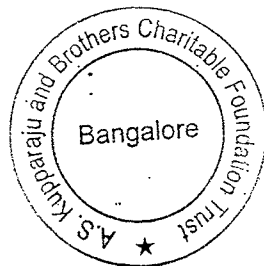


S No	NAME OF ASSETS	GROSS BLOCK				DEPRECIATION					As at 31.03.2023
		As on 01.04.2022	Addition up to 30.09.2022	Addition After 01.10.2022	Deletion	As on 31.03.2023	Rate %	For the Year in Full	For the Year-50%	Totals	
		Rs.	Rs.	Rs.	Rs.		Rs.	Rs.	Rs.	Rs.	
10	Plant & Machinery										
A	AC	7,46,526	-	-	-	0	2,98,611	-	2,98,611	4,47,916	
1	AC	1,48,320	-	-	-	0	59,328	-	59,328	88,992.26	
2	Air Conditioner (2018-19)	4,96,440	-	-	-	0	1,98,576	-	1,98,576	2,97,864.00	
3	AC (2019-20)	90,000	-	-	-	0	36,000	-	36,000	54,000.00	
4	Voltas - Split Ac	11,766	-	-	-	0	4,706	-	4,706	7,059.49	
B	Motor Vehicles	19,78,849	-	-	-	0	2,96,827	-	2,96,827	16,82,021.54	
5	Audi Car (30.06.2013)	13,12,279	-	-	-	0	1,96,842	-	1,96,842	11,15,437.44	
6	Vehicle - Hyundai Creta Crdi	5,62,019	-	-	-	0	84,303	-	84,303	4,77,716.13	
7	Maruti Dezire Car	73,215	-	-	-	0	10,982	-	10,982	62,232.33	
8	Bullet 500CC (2014-15)	31,336	-	-	-	0	4,700	-	4,700	26,635.63	
C	Generators and UPS	84,53,774	-	-	-	0	12,68,066	-	12,68,066	71,85,708	
9	250KVA Kirloskar DG Set	11,31,383	-	-	-	0	1,69,707	-	1,69,707	9,61,675.53	
10	Batteries (2018-19)	41,296	-	-	-	0	6,194	-	6,194	35,101.68	
11	Exide Make Tubular Batteries	14,745	-	-	-	0	2,212	-	2,212	12,532.85	
12	Generator (2011-2012)	20,918	-	-	-	0	3,138	-	3,138	17,780.16	
13	Generators Dg Set(2Nos)	41,682	-	-	-	0	6,252	-	6,252	35,429.79	
14	Transformer (2011-12)	30,122	-	-	-	0	4,518	-	4,518	25,603.57	
15	UPS	67,62,594	-	-	-	0	10,14,389	-	10,14,389	57,48,204.98	
16	Ups with Batteries	3,44,506	-	-	-	0	51,676	-	51,676	2,92,830.13	
17	Ups with Batteries(2014-15)	66,528	-	-	-	0	9,979	-	9,979	56,548.91	
D	Cameras	14,37,027	2,49,997	25,610	-	0	2,53,054	1,921	2,54,974	14,57,660	
17	CCTV Camera (2018-19)	6,72,671	-	-	-	0	1,00,901	-	1,00,901	5,71,770.15	
18	CCTV Camera (2019-20)	6,24,902	-	-	-	0	93,735	-	93,735	5,31,166.35	
19	CCTV Camera (2022-23)	-	49,997	-	-	0	7,500	-	7,500	42,497.45	
20	Hikvision Dome Camera	63,503	-	-	-	0	9,525	-	9,525	53,977.55	
21	Hikvision 2Mp Camera	75,952	2,00,000	25,610	-	0	41,393	1,921	43,313	2,58,248.16	
E	Equipments for Departments	1,03,84,585	9,10,093	4,94,511	-	0	16,94,202	37,088	17,31,290	1,00,57,899	
22	Equipment (Chemistry Department)	2,05,995	-	-	-	0	30,899	-	30,899	1,75,096.11	
23	Equipments - Civil Department	5,98,903	-	-	-	0	89,835	14,072	1,03,907	6,02,616.12	
24	Equipments - Civil Department - 2018-19	1,39,570	-	-	1,87,620	0	20,935	-	20,935	1,18,634.28	
25	Equipments (CSE / ISE Lab)	2,38,727	-	-	-	0	35,809	-	35,809	2,02,918.33	
26	Equipments (ECE / TCE Lab)	6,77,428	-	-	-	0	1,01,614	-	1,01,614	5,75,813.95	
27	Equipment - ECE-COE Lab	1,74,073	-	-	-	0	26,111	-	26,111	1,47,962.14	
28	Equipment (Physics Department)	2,01,540	-	7,316	-	0	30,231	549	30,780	1,78,076.15	
29	Equipments (Electronic Lab)	3,49,454	-	-	-	0	52,418	-	52,418	2,97,036.30	
30	Equipments (Library)	7,160	-	-	-	0	1,074	-	1,074	6,086.07	
31	Equipment (Mech Department)	52,40,248	2,585	-	-	0	7,86,425	-	7,86,425	44,56,408.21	
32	Equipments (Physics Lab)	2,41,913	1,83,988	-	-	0	63,885	-	63,885	3,62,016.23	
33	Lab Equipment - Civil	2,30,758	-	-	80,000	0	34,614	6,000	40,614	2,70,144.53	
34	Lab Equipments - Ece Dept	13,70,611	-	-	-	0	2,05,592	-	2,05,592	11,65,019.11	
35	Pulse Velocity Test Apparatus	1,93,142	-	-	-	0	28,971	-	28,971	1,64,170.97	
36	Equipment (civil Dept) - Blains	9,093	-	-	-	0	1,364	-	1,364	7,728.90	
37	Equipments - PA Systems	45,937	-	-	-	0	6,890	-	6,890	39,046.07	
38	Equipments (Surveying Civil)	1,72,710	-	-	-	0	25,907	-	25,907	1,46,803.90	
39	Equipments (Hostel)	54,452	-	27,125	-	0	8,168	2,034	10,202	71,374.41	
40	Gym Equipment	6,00,000	6,00,000	-	-	0	90,000	-	90,000	5,10,000.00	
41	NCC Equipment	1,83,000	-	1,83,000	-	0	-	13,725	13,725	1,69,275.00	
42	Sports Equipments	2,32,869	1,23,520	9,450	-	0	53,458	709	54,167	3,11,672.25	



2/20

	P	Other - Electronic Equipments	50,98,044	7,400	1,29,690	52,35,134	7,02,989	9,727	7,12,715	45,22,418.41
43		Kirloskar Dg Set 15 Kva	1,15,125			1,15,125	0		17,269	97,856.10
44		Digital IC Trainer Kit	48,263			48,263	0		7,239	41,023.43
45		Mobile Phones	68,312		9,499	77,811	0	10,247	10,959	66,852.17
46		HP Monitor	50,961			50,961	0	7,644	7,644	43,316.67
47		Led Tv	2,97,872			2,97,872	0	44,681	44,681	2,53,191.03
48		IPad Air	37,769			37,769	0	5,665	5,665	32,103.38
49		Polycom TDM, Audio Conference System	22,469			22,469	0	3,370	3,370	19,098.88
50		Wall Mount Speakers	35,077			35,077	0	5,262	5,262	29,815.86
51		Television	29,285			29,285	0	4,393	4,393	24,891.87
52		Puff Sheet Terracota	2,80,818			2,80,818	0	42,123	42,123	2,38,695.19
53		Fire Extinguisher	23,472			23,472	0	3,521	3,521	19,951.60
54		Stitching Machine	2,812			2,812	0	422	422	2,390.24
55		Sanitary Napkin Destroyer	14,244			14,244	0	2,137	2,137	12,107.15
56		Sanitary Napkin Vending Machine	9,174			9,174	0	1,376	1,376	7,798.12
57		Testing Machines /ETC/(2010-2011)	2,87,809			2,87,809	0	43,171	43,171	2,44,637.81
58		Concrete Test Hammer Model HT - 225A(LM -18200)	41,043			41,043	0	6,156	6,156	34,886.33
59		Gas Analyser	96,861			96,861	0	14,529	14,529	82,331.74
60		Fuels & Lubricant Analyser	35,597			35,597	0	5,339	5,339	30,257.15
61		Computerised IC Engine Test Rig	2,48,697			2,48,697	0	37,305	37,305	2,11,392.30
62		Demolition machine	9,983			9,983	0	1,498	1,498	8,485.86
63		Electronic Cash Counting Machine	7,611			7,611	0	1,142	1,142	6,468.94
64		E.P.A.B.X. & Intercom (2017-18)	53,114			53,114	0	7,967	7,967	45,147.02
65		Tests on Self Compacting Concrete	50,340			50,340	0	7,551	7,551	42,789.17
66		Bio - Metric Device	25,295			25,295	0	3,794	3,794	21,500.83
67		Bio-Metric Device (2014-15)	71,815			71,815	0	10,772	10,772	61,042.95
68		Adhar Attendance	8,261			8,261	0	1,239	1,239	7,022.08
69		Kitchen Equipment (2018-19)	16,97,140			16,97,140	0	2,54,571	2,54,571	14,42,568.94
70		Micro Oven	3,843			3,843	0	576	576	3,266.38
71		Refrigerator	8,509			8,509	0	1,276	1,276	7,232.40
72		43 sony LED	44,992	44,992		44,992	0	-	3,374	41,617.60
73		Microphone	7,400	7,400		7,400	0	1,110	1,110	6,290.00
74		Paper shredder	3,299	3,299		3,299	0	-	247	3,051.58
75		Polycom TDM, Audio conference system	6,901	6,901		6,901	0	-	518	6,383.43
76		IPB Washing machine	39,000	39,000		39,000	0	2,925	2,925	36,075.00
77		Samsung Refrigerator	25,999	25,999		25,999	0	1,950	1,950	24,049.08
78		Cable Tray	1,59,912			1,59,912	0	23,987	23,987	1,35,925.51
79		Lift	12,56,561			12,56,561	0	1,25,656	1,25,656	11,30,904.63
		Water treatment Plants	27,00,789		1,51,653	28,52,442		7,82,893	11,374	20,58,175
80		Borewell & Pumpsets(2010-11)	40,452			40,452	0	6,068	6,068	34,384.06
81		Submersible Pumpset (2014-15)	7,917		1,51,653	7,917	0	1,188	1,188	6,729.68
82		Water Pumpset	2,984			1,54,637	0	448	11,374	1,42,815.24
83		Aqua Guard Ro Systems	99,925			99,925	0	14,989	14,989	84,936.50
84		Ro Plant	3,91,312			3,91,312	0	58,697	58,697	3,32,615.07
85		Blue Star -Water Cooler /Purifier	19,302			19,302	0	2,895	2,895	16,406.45
86		Water Cooler	20,054			20,054	0	3,008	3,008	17,045.83
87		Water Cooler (2018-19)	9,547			9,547	0	1,432	1,432	8,115.37
88		Water Heater (Hostel)	7,139			7,139	0	1,071	1,071	6,068.04
89		Solar Pv Module 40Kwp	3,43,681			3,43,681	0	1,37,473	1,37,473	2,06,208.83
90		Solar Systems	57,769			57,769	0	23,107	23,107	34,661.18
91		2000 Ltr Solar Module	3,20,612			3,20,612	0	1,28,245	1,28,245	1,92,367.22
92		3000Ltr Solar	1,02,060			1,02,060	0	40,824	40,824	61,236.00
93		500 Ltr Solar Module	3,60,000			3,60,000	0	1,44,000	1,44,000	2,16,000.00
94		Solar Water Heater (Hostel)	11,899			11,899	0	4,759	4,759	7,139.25
95		Solar Water Heater (Gents Hostel)	11,433			11,433	0	4,573	4,573	6,859.88
96		Solar Water Heater 1500 Ltrs(Ladies Hostel)	3,03,645			3,03,645	0	1,21,458	1,21,458	1,82,186.90
97		Sewage Treatment Plant-A	4,14,552			4,14,552	0	62,183	62,183	3,52,369.46
98		Sewage Recycling Plant	70,718			70,718	0	10,608	10,608	60,110.53
99		Termo Motor	1,05,788			1,05,788	0	15,868	15,868	89,919.48
		Total	3,07,99,594	11,67,490	8,01,464	3,27,68,548		52,96,641	60,110	2,74,11,797

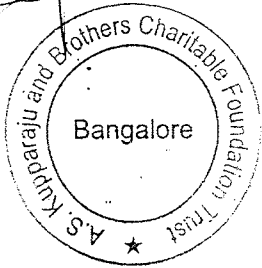


S No	NAME OF ASSETS	GROSS BLOCK				DEPRECIATION				Totals	As at 31.03.2023	
		As on 01.04.2022	Addition up to 30.09.2022	Addition After 01.10.2022	Deletion	As on 31.03.2023	Rate %	For the year in full	For the Year-50%			
		Rs.	Rs.	Rs.	Rs.	Rs.	%	Rs.	Rs.			
11	Computers & Software											
A	Computers & Laptops	58,51,307	73,500	31,000	-	59,55,807		23,69,923	6,200	23,76,123	35,79,684	
1	Computers (Sheltronidigital Systems)	1,58,783				63,513.33	40%	25,447.33		25,447.33	95,270.00	
2	Computers (2016-17)	72,916				72,916.00	40%	29,166.43		29,166.43	43,749.57	
3	Computers (2017-18)	1,29,867				1,29,867.00	40%	51,946.69		51,946.69	77,920.31	
4	Computers (2018-19)	9,94,182				9,94,182.00	40%	3,97,672.85		3,97,672.85	5,96,509.15	
5	Computers (2019-20)	1,86,081				1,86,081.00	40%	74,432.56		74,432.56	1,11,648.44	
6	Desktops and Laptops-(2014-15)	3,675				3,675.00	40%	1,470.08		1,470.08	2,204.92	
7	Desktops and Laptops-(2015-16)	6,202				6,202.00	40%	2,480.80		2,480.80	3,721.20	
8	Laptops	16,54,917	73,500.00	31,000.00		17,59,416.76	40%	6,91,366.70	6,200.00	6,97,566.70	10,61,850.06	
9	Laptop Computers (Note Book)	40,556				40,556.00	40%	16,222.29		16,222.29	24,333.71	
10	Computer & Desktop (2021-22)	26,04,127				26,04,127.00	40%	10,41,650.88		10,41,650.88	15,62,476.12	
B	Printers	1,21,441	64,310	25,724		2,11,475		74,301		74,301	1,37,175	
11	HP Laserjet 1136 Printer	37,511				37,511.00	40%	15,004.39		15,004.39	22,506.61	
12	3 D Printer	7,348				7,348.00	40%	2,939.30		2,939.30	4,408.70	
13	Printer (2014-2015)	5,566				5,566.00	40%	2,226.26		2,226.26	3,339.74	
14	Printer (2015-16)	1,188				1,188.00	40%	475.30		475.30	712.70	
15	Printers (2016-17)	2,189				2,189.00	40%	875.77		875.77	1,313.23	
16	Canon Printer - MF244DW	2,666				2,666.00	40%	1,066.50		1,066.50	1,599.50	
17	Printers - Exam Section	30,478				30,478.00	40%	12,191.04		12,191.04	18,286.96	
18	Xerox Machine	1,920				1,919.54	40%	767.82		767.82	1,151.72	
19	Xerox Machine(2011-2012)	5,381				5,380.77	40%	2,152.31		2,152.31	3,228.46	
20	Canon IR2002N Xerox M/c	8,049				8,049.02	40%	3,219.61		3,219.61	4,829.41	
21	Cannon scanner		24,190.00			24,190.00	40%	9,676.00		9,676.00	14,514.00	
22	HP printer		40,120.00			40,120.00	40%	16,048.00		16,048.00	24,072.00	
23	HP scanner			25,724.00		25,724.00	40%				25,724.00	
24	Barcode Printer & scanner - Library Dept	19,146				19,145.64	40%	7,658.26		7,658.26	11,487.38	
C	Projectors	5,21,014		2,11,914		7,32,928		2,08,405		2,50,788	4,82,139	
25	Acer X1163N Data Projector	56,014				56,013.61	40%	22,405.44		22,405.44	33,608.16	
26	Acer X1173N Data Projector	49,707				49,706.58	40%	19,882.63		19,882.63	29,823.95	
27	Acer Projector X1185G	12,012				12,011.85	40%	4,804.74		4,804.74	7,207.11	
28	DLP Projector	3,314				3,314.35	40%	1,325.74		1,325.74	1,988.61	
29	LCD Projector (2010-2011)	25,099				25,099.67	40%	10,035.87		10,035.87	15,063.80	
30	Epson Projector	24,659		1,21,914.00		1,46,572.77	40%	58,635.11	24,382.80	83,017.91	1,12,326.46	
31	Wall Mount Projector	1,783				1,783.09	40%	713.24		713.24	1,069.85	
32	Projector (2013-14)	22,281				22,280.56	40%	8,912.22		8,912.22	13,368.34	
33	Projector(2017-18)	87,061				87,061.10	40%	34,824.44		34,824.44	52,236.66	
34	Projectors (2018-19)	32,412				32,412.10	40%	12,964.84		12,964.84	19,447.26	
35	View sonic			90,000.00		90,000.00	40%		18,000.00	18,000.00	72,000.00	
36	Projectors (2019-20)	2,06,682				2,06,681.98	40%	82,672.79		82,672.79	1,24,009.19	
D	Software & Servers	8,39,460	64,41,480	8,87,295		81,68,235		29,12,376		30,89,835	50,78,400	
37	Software (Ece- Department)	3,40,508				3,40,507.58	40%	1,36,203.03		1,36,203.03	2,04,304.55	
38	Software - Mech	1,77,376				1,77,375.99	40%	70,950.40		70,950.40	1,06,425.59	
39	Server - Intel Xeon E3 - 1220V3	2,199				2,198.53	40%	879.41		879.41	1,319.12	
40	Server	7,646	49,16,582.00	1,28,525.00		50,52,753.40	40%	19,69,691.36	25,705.00	19,95,396.36	30,57,357.04	
41	Fire Wall	3,05,856	15,00,000.00			18,05,856.00	40%	7,22,342.40		7,22,342.40	10,83,513.60	
42	RFID software			7,58,770.00		7,58,770.00	40%		1,51,754.00	1,51,754.00	6,07,016.00	
43	Software		24,898.00			24,898.00	40%	9,959.20		9,959.20	14,938.80	
44	Routers	5,875				5,875.38	40%	2,350.15		2,350.15	3,525.23	
	Total	73,33,221	65,79,290	11,55,933	-	1,50,68,444		55,65,005	6,200	57,91,046	92,77,398	
	GRAND TOTAL	36,33,19,464	77,98,936	2,48,98,696	-	39,60,17,096		4,33,83,526	12,13,375	4,45,96,901	35,11,98,353	

For AS Kuppuraju & Brothers Charitable Foundation Trust


Authorized Signatory

Nagaraju
Trustee



[Signature]
C. S. Sunder Raju
Trustee

For CNGSN & Associates LLP
Chartered Accountants



[Signature]
Padi Sriva Kumar
Partner
M. No: 243590
FRN NO: 004915S/S200036
Date: 31-03-23
Place: Bangalore

**ATRIA INSTITUTE OF TECHNOLOGY
(BELONGING TO A.S. KUPPARAJU AND BROTHERS CHARITABLE FOUNDATION TRUST)
A.S.K.B. CAMPUS, I MAIN ROAD, AGS COLONY ANANDNAGAR, BANGALORE- 560024**

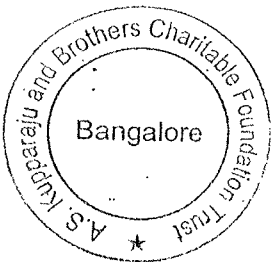
Schedules Forming Part of Balance Sheet, as on 31st March 2023

S No	Schedule 12 - Deposits with bank	Amount (Rs)
	FD With State Bk Of Patiala-Aicte New Delhi	26,25,171
	Total	26,25,171

S No	Schedule 13 - Deposits with Statutory bodies	Amount (Rs)
1	Additional Security Deposit	1,53,520
2	Bmtc	50,000
3	Esi (Regional Director)	84,861
4	Hpcl Gas	5,400
5	Kptcl	52,771
6	Telephone	18,296
7	Gas cylinder deposit	10,000
8	R R Service Station	50,000
	Total	4,24,848

S No	Schedule 14 - Cash and Cash Equivalents	Amount (Rs)
	Cash In Hand	
1	Cash	8,606
	Cash at Bank	
2	AIT -IEEE A/c 921010030675622	78,482
3	Andhra Bank- Principal & HOD # 143310100037199	1,367
4	Axis Bank A/c No. 921010054774497	13,10,241
5	Axis Bank A/c No. 363010100054977	56,601
6	Axis Bank A/c No. 363010200000833	1,58,225
7	Axis Bank A/c No. 921010039017016-K Fist -L2	10,71,169
8	Axis Bank A/c No. 363010100006774	3,10,299
9	Axis Bank A/c No. 363010100053747	1,63,28,517
10	Axis Bank A/c No. 921010015521993	15,13,579
11	Canara Bank A/C No. 0425101032615	6,69,990
12	Federal Bank A/C No. 11040200016833	-
13	ICICI Bank A/c No .020405010823	7,19,09,002
14	Idbi A/C No. 0363104000110440	12,221
15	Idbi A/C No. 0363104000110464	1,222
16	Idbi A/C No. 0363104000026196 - International Conference	4,12,557
17	Idbi A/C No. 363104000001755	1,32,012
18	Yesbank A/C No. 059994600000602	2,63,840
	Total	9,42,37,929

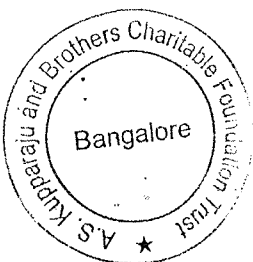
afh



S No	Schedule 15 - Fees receivable	Amount (Rs)
1	Fee Receivable Cet (2020-21)	2,87,070
2	Fee Receivable Cet (2021-22)	2,66,570
3	Fee Receivable Cet (2022-23)	1,58,34,156
4	Fee Receivable Comed K (2022-23)	15,000
5	Fee Receivable Higher Sem (2019-20)	1,06,500
6	Fee Receivable Higher Sem (2020-21)	15,16,860
7	Fee Receivable Higher Sem (2021-22)	4,60,768
8	Fee Receivable Higher Sem (2022-23)	17,06,252
9	Fee Receivable Mgt (2020-21)	18,37,042
10	Fee Receivable Mgt (2021-22)	4,73,839
11	Fee Receivable Mgt (2022-23)	43,56,334
12	Hostel Fee Rec'L (2021-22)	2,12,300
13	Hostel Fee Rec'L (2022-23)	55,69,733
14	Scholarship Social Welfare Sc/St (2021-22)	24,04,398
15	Scholarship Social Welfare Sc/St (2022-23)	76,76,132
	Total	4,27,22,954

S No	Schedule 16 - Prepaid Expenses	Amount (Rs)
1	Prepaid Annual VTU Consortium Membership Fees	1,00,000
2	Prepaid Expenses - Software Renewal	6,018
3	Prepaid Insurance	2,68,586
	Total	3,74,604

S No	Schedule 17 - Imprest & Staff Advances	Amount (Rs)
	Imprest	
1	Imprest Gopal Raju	20,206
2	Imprest Aishwarya P	1,89,159
3	Imprest Ambar	5,204
4	Imprest Archana	8,000
5	Imprest Avinash	31,235
6	Imprest Bhaskar	72,400
7	Imprest John Worth	50,000
8	Imprest Lekshmy Babu	50,000
9	Imprest Mangala Gowry	25,000
10	Imprest Nagalingappa	5,000
11	Imprest Nalinakshi	30,000
12	Imprest Narayaswamy	15,000
13	Imprest Sajana	1,50,001
14	Imprest Shanthi Mahesh	4,910
15	Imprest Shreyas B S	30,000
16	Imprest Srinivasachari	5,400
17	Imprest Surendra	67,702
18	Imprest Swathi M	20,000
19	Imprest Subbaraju	5,34,159
20	Subbaraju N (Mess Account)	1,03,828




7/8

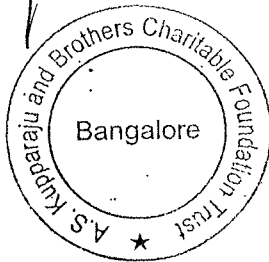
Staff Advances		
21	Salary Advance Shankar Raju	27,000
22	Salary Advance Albert	1,500
23	Salary Advance Anil M N	18,000
24	Salary Advance - Avinash H S	22,200
25	Salary Advance Chinnaswamy	20,000
26	Salary Advance HK Rajshekar	2,000
27	Salary Advance Jayanthi P	14,000
28	Salary Advance Kadiri Narasapa Gari Amrtuh Kumar	20,000
29	Salary Advance Lekshmy Babu	10,000
30	Salary Advance Manbahadur	32,000
31	Salary Advance Poornima K A	15,600
32	salary advance Prudhvi Charan	30,000
33	Salary Advance Raghavendra B J	38,000
34	Salary Advance Raveendra	21,000
35	Salary Advance Satgoankar Bhaskar	90,000
36	Salary Advance Srinivas B V	32,200
37	Salary Advance Suraj Agri	20,000
38	Salary Advance Vanajakshi	14,000
Total		18,44,704


S No	Schedule 18- Intergroup owings	Amount (Rs)
1	Atria University	34,68,21,316
	Total	34,68,21,316

For AS Kuppuraju & Brothers Charitable Foundation Trust
Authroized Signatory

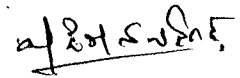
For CNGSN & Associates LLP
Chartered Accountants


K. Nagaraju
Trustee




C. S. Sunder Raju
Trustee



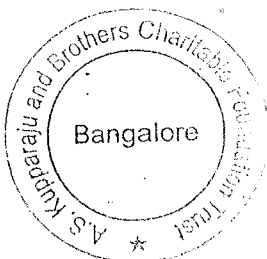

Padi Siva Kumar
Partner
M. No: 243590
FRN NO: 004915S/S200036
Date: 31-07-2023
Place: Bangalore

ATRIA INSTITUTE OF TECHNOLOGY
(BELONGING TO A.S. KUPPARAJU AND BROTHERS CHARITABLE FOUNDATION TRUST)
A.S.K.B. CAMPUS, I MAIN ROAD, AGS COLONY ANANDNAGAR, NBANGALORE, - 560024

Schedules Forming Part of Income and Expenditure, for the period April 2022 - March 2023

S No	Schedule 19 - Direct Income	Amount (Rs)
	Tuition fees	
1	Tuition Fees Collected - Cet - 2022-23	4,89,23,714
2	Tuition Fees Collected - Comed K - 2022-23	1,09,68,642
3	Tuition Fees Collected Higher Semster 2022-23	17,60,58,466
4	Tuition Fees -Mgt- 2022-23	5,57,65,727
5	Tuition Fees - Phd Fees	3,96,700
6	Development Fees	1,50,000
7	Registration Fee -Dte	1,02,44,660
	Total	30,25,07,909
	Hostel fees	
8	Hostel Fees - 2022-23	4,17,94,908
	Total	4,17,94,908


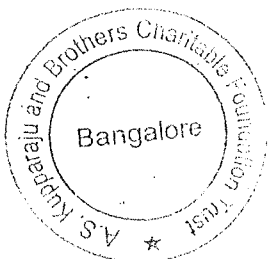
S No	Schedule 20 - Indirect Income	Amount (Rs)
	Events and Programmes conducted	
9	Programme Revenue	25,34,036
10	Registration Fee	54,850
11	Saptharang Registration Collection	1,32,850
12	Sponsorship Collection	2,65,681
13	Sponsorship - IIEEE	71,338
	Total	30,58,755
	Rental Income	
14	Rent Staff Quarters	6,13,572
15	Rent - Shops	2,19,000
16	Rent - Office Space	70,000
17	Electricity Charges - Shops	1,54,260
	Total	10,56,832
	Interest on Savings bank	
18	Interest Income On SB	9,73,569
	Total	9,73,569
	Interest on Fixed Deposit	
19	Interest On Fd State Bank Of Patiala	1,44,376
	Total	1,44,376
	Miscellaneous Income	
20	Application Fee	59,667
21	Background Verification	28,000
22	Consultancy Work	90,000
23	Student Recoveries	15,93,766
24	Kscst Student Project	1,11,000
25	Other Incomes	26,95,835
26	Other Deductions	4,24,891
27	Salary Recovery	2,77,594
28	Discount	5,335
	Total	52,86,088



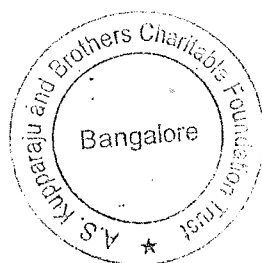
APR

S No	Schedule 21 - Direct Expenses	Amount (Rs)
	Employee benefit Expenses	
1	Salaries & Wages (Teaching Staff)	8,86,16,113
2	Salaries & Wages (Non Teaching Staff)	2,20,02,097
3	Adminstrative Expenses (P.F)	1,39,698
4	Employer Contribution - ESI	3,24,096
5	Employer Contribution -PF	19,21,741
6	Incentive	10,16,000
7	Staff Welfare /Meeting Expenses	14,90,473
	Total	11,55,10,218
	University & Affiliated Fees	
8	University & Affiliated Fees	1,61,88,449
9	University Exam Fees	34,40,000
10	Cet Fees Expenses	28,16,300
11	Comedk Counseling Expenses	60,000
12	Annual VTU Consortium Membership Fees	1,00,000
13	Naac Accredition Expenses	5,90,000
14	Processing Fee Aicte	4,10,735
	Total	2,36,05,484
	Mess & Laundry Expenses	
15	Mess Expenses	1,27,81,095
16	Laundry Service	5,67,025
	Total	1,33,48,120

S No	Schedule 22 - Indirect Expense	Amount (Rs)
	Advertismnt	
1	Admission and Marketing	39,70,606
2	Advertisement Expenses	6,07,250
3	Events and Seminars	18,93,756
	Total	64,71,612
	Audit Fees	
4	Audit Fees	7,19,800
	Total	7,19,800
	Repairs and Maintenance	
5	Repairs and Maintenance Building	44,59,393
6	Repairs and Maintenance Others	2,75,44,115
7	Maintenance of Computers	2,70,734
8	Maintenance of Lab Equipments	75,000
9	Vehicle Maintenance	3,29,307
10	Maintenance of Generator	18,408
11	Annual Maintenance Charges	2,43,451
12	House Keeping Services	32,91,849
	Total	3,62,32,257
	Professional & Consultancy	
13	Professional/Consultancy Charges	42,28,263
14	Professional/Consultant Charges - Admission	19,01,000
	Total	61,29,263
	Power & Fuel	
15	Electricity Charges	68,96,835
16	Generator Fuel Expenses	14,95,391
	Total	83,92,226




Insurance		
17	Insurance	2,92,952
18	Vehicle Insurance	9,141
Total		3,02,093
Rates and taxes		
19	Rates & Taxes	14,570
20	Interest on Statutory Payments	8,551
Total		23,121
Subscription		
21	Subscription Charges	1,54,210
22	Subscription Charges of Magazines/Journals	23,181
23	Subscription of Software	8,70,118
24	Tally Renewal Charges - Multi User	12,744
Total		10,60,253
Security Charges		
25	Security Service Charges	33,31,894
26	Service Charges - Instruments	25,410
Total		33,57,304
Depreciation & Amortisation expenses		
27	Depreciation	4,48,18,742
Total		4,48,18,742
Travelling Charges		
28	Conveyance Expenses	2,65,363
29	Travelling Expenses	14,83,387
30	Boarding & Lodging Expense	3,83,613
Total		21,32,363
Other Expenses		
31	Acu Membership	1,35,220
32	Annual Membership Fees	3,57,473
33	Bank Charges	5,23,004
34	Consumables -Lab	2,08,934
35	Donation	54,17,000
36	Ece++ Expenses	8,26,777
37	Foriegn Currency Difference	26,570
38	German Track Expenses	1,62,477
39	Hire Charges	8,300
40	Honorarium	3,89,100
41	Internet Charges	12,55,139
42	Internship Fees	55,565
43	Library Books	3,45,504
44	Licence Fees	5,13,000
45	Merit Scholarship	45,937
46	Miscellaneous Expenses	6,69,810
47	Mobile Reimbursement	8,851
48	Ncc	14,620
49	News Paper &Periodicals	14,487

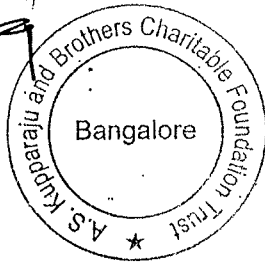



50	Placement Expenses	37,996
51	Pooja Expenses	2,74,565
52	Postage And Courier Charges	61,909
53	Printing & Stationery	24,99,495
54	Registration Charges -Sports	33,500
55	Registration Charges - Workshop	79,152
56	Sports Expenses	99,832
57	Telephone Expenses	1,36,904
58	Water Charges	4,45,671
59	Workshops And Seminar	3,204
60	Vgst -Rftt Registration Charges	1,000
61	Written Off - A/C Balances	9,03,341
Total		1,55,54,337


For AS Kuppuraju & Brothers Charitable Foundation Trust
Authroized Signatory


For CNGSN & Associates LLP
Chartered Accountants


K. Nagaraju
Trustee




C. S. Sander Raju
Trustee





Padi Siva Kumar
Partner

M. No: 243590

FRN NO: 004915S/S200036

Date: 31-07-2023


Place: Bangalore

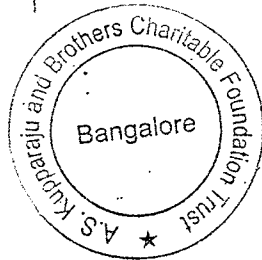
ATRIA UNIVERSITY
(A.S. KUPPARAJU AND BROTHERS CHARITABLE FOUNDATION TRUST)
A.S.K.B. CAMPUS, I MAIN ROAD, AGS COLONY ANANDNAGAR, BANGALORE - 560024
BALANCE SHEET AS ON 31.03.2023


Liabilities	Sch.	Amount (Rs.)	Amount (Rs.)	Assets	Sch.	Amount (Rs.)	Amount (Rs.)
Parent Body				Fixed Assets			
A.S. Kupparaju & Brothers Charitable Foundation Trust	1	(21,11,26,731)	(21,11,26,731)	Furniture & Electronic Fittings	9	1,15,68,807	
Non current liabilities				Plant & Machinery	10	94,53,085	
Security deposits	2	31,94,900		Computer & Software	11	28,11,604	
Secured loans	3	24,00,00,000	24,31,94,900	Buildings	12	3,29,67,821	
Current Liabilities				Capital work-in-progress	13	17,36,37,675	23,04,38,993
Salaries and Wages payable	4	28,89,744		Non-Current Assets			
Provisions	5	9,25,000		Pre-operative expenses	14	8,41,96,777	
Sundry Creditors	6	31,23,947		Deposits	15	16,55,14,020	24,97,10,797
Other Current Liabilities	7	6,55,640		Current Assets			
Intergroup owings	8	44,82,15,254	45,58,09,585	Imprest & Staff advances	16	2,15,335	
				Cash and Cash Equivalents	17	27,80,402	
				Fees receivable	18	47,32,227	77,27,964
Total			48,78,77,754	Total			48,78,77,754

For AS Kuppuraju & Brothers Charitable Foundation Trust
 Authorized Signatory


For CNGSN & Associates LLP
 Chartered Accountants


 K. Nagaraju
 Trustee




 C.S. Sunder Raju
 Trustee




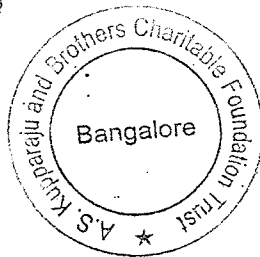

 Padi Siva Kumar
 Partner


M. No: 243590
 FRN NO: 004915S/S200036
 Date: 31-03-2023
 Place: Bangalore

ATRIA UNIVERSITY (BELONGING TO A.S. KUPPARAJU AND BROTHERS CHARITABLE FOUNDATION TRUST) A.S.K.B. CAMPUS, I MAIN ROAD, AGS COLONY ANANDNAGAR, BANGALORE - 560024 INCOME & EXPENDITURE ACCOUNT FOR THE PERIOD 01.04.2022 TO 31.03.2023							
	EXPENDITURE	Sch.	Amount (Rs)		INCOME	Sch.	Amount (Rs)
To	Direct Expenses	21		By	Direct Income	19	
"	- Employee benefits expenses		4,24,31,795	"	- Tution fees		99,84,702
"	- Hostel expenses		1,63,62,676	"	- Hostel fees		56,79,000
"	- Pre-operative expenses		2,10,49,194	"	- Admission Acceptance Fees		9,76,000
To	Indirect Expenses	22		By	Indirect Income	20	
"	- Advertismment		2,47,80,298	"	- Rental Income		1,54,774
"	- Repairs and Maintenance		47,98,736	"	- Interest on SB A/C		47,518
"	- Professional & Consultancy		2,29,71,231	"	- Interest on FD		2,81,238
"	- Subscription		2,56,290	"	- Miscellaneous Income		5,56,636
"	- Depreciation & Amortisation expenses		70,57,962				
"	- Other Expenses		1,54,98,510				
	Excess of income over expenditure		(13,75,26,824)				
	Total		1,76,79,868		Total		1,76,79,868

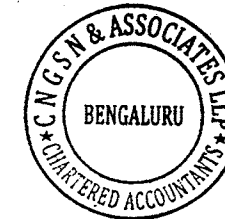
For AS Kuppuraju & Brothers Charitable Foundation Trust
Authroized Signatory



K. Nagaraju
Trustee




C. S. Sunder Raju
Trustee

For CNGSN & Associates LLP
Chartered Accountants



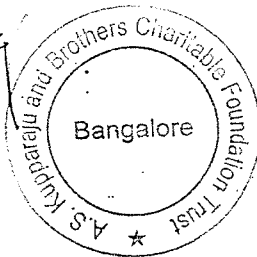

Padi Siva Kumar
Partner

M. No: 243590
FRN NO: 004915S/S200036
Date : 31-07-2023
Place : Bangalore

ATRIA UNIVERSITY (BELONGING TO A.S. KUPPARAJU AND BROTHERS CHARITABLE FOUNDATION TRUST) A.S.K.B. CAMPUS, I MAIN ROAD, AGS COLONY ANANDNAGAR, BANGALORE - 560024 RECEIPTS AND PAYMENTS ACCOUNT FOR THE PERIOD 01.04.2022 TO 31.03.2023							
	Receipts	Amounts(Rs.)	Amounts(Rs.)		Payments	Amounts(Rs.)	Amounts(Rs.)
To	Opening Balance			By	Current Liabilities		
"	Bank Accounts	6,85,36,190		"	Duties & Taxes	43,35,749	
"	Cash-in-Hand	-	6,85,36,190	"	Provisions	3,46,80,585	
To	Current Liabilities			"	Sundry Creditors	8,94,55,595	12,84,71,929
"	Other Current Liabilities	15,95,000	15,95,000	By	Current Assets		
To	Current Assets			"	Deposits (Asset)	29,33,260	
"	Receivables	9,39,375	9,39,375	"	Loans & Advances (Asset)	94,87,957	1,24,21,217
To	Branch / Divisions			By	Indirect Expenses		2,44,70,971
"	AS Kupparaju and Bros. Charitable Trust	11,00,000		By	Closing Balance		
"	Atria Institute of Technology	8,39,93,716	8,50,93,716	"	Bank Accounts	27,75,909	
To	Direct Incomes		1,18,42,975	"	Cash-in-Hand	4,493	27,80,402
To	Indirect Incomes		1,37,263				
	Total		16,81,44,519		Total		16,81,44,519


For AS Kupparaju & Brothers Charitable Foundation Trust
Authorized Signatory

K. Nagaraju
Trustee



[Signature]
Sunder raju C. S
Trustee

For CNGSN & Associates LLP
Chartered Accountants



[Signature]

Padi Siva Kumar
Partner
M. No: 243590

FRN NO: 004915S/S200036
Date : 31-07-2023
Place : Bangalore

ATRIA UNIVERSITY
(BELONGING TO A.S. KUPPARAJU AND BROTHERS CHARITABLE FOUNDATION TRUST)
A.S.K.B. CAMPUS, I MAIN ROAD, AGS COLONY ANANDNAGAR, BANGALORE - 560024

Schedules Forming Part of Balance Sheet, as on 31st March 2023

S No	Schedule 1 - A.S. Kupparaju & Brothers Charitable Foundation Trust	Amount (Rs)
	A.S. Kupparaju & Brothers Charitable Foundation Trust	(7,35,99,907)
	Less : Excess of Expenditure over income	(13,75,26,824)
	Total	(21,11,26,731)


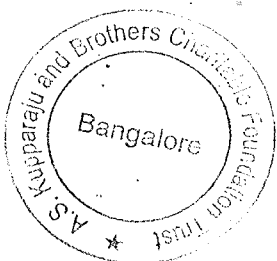
S No	Schedule 2 - Security deposits	Amount (Rs)
1	Admission acceptance and security deposit	31,94,900
	Total	31,94,900

S No	Schedule 3 - Secured loan	Amount (Rs)
1	Secured loan from ICICI Bank Ltd	24,00,00,000
	Total	24,00,00,000

S No	Schedule 4- Salaries and Wages payable	Amount (Rs)
1	Salaries & Wages Payable	28,89,744
	Total	28,89,744

S No	Schedule 5- Provisions	Amount (Rs)
1	Provision for Professional Charges	9,25,000
	Total	9,25,000

S No	Schedule 6 - Sundry Creditors	Amount (Rs)
1	Atria Brindavan Power Private Limited	6,15,576
2	Atria Power Corporation Pvt Ltd	1,78,609
3	Balaji. B	45,000
4	Benaka Enterprises	27,243
5	Genesis BCW Pvt Ltd	2,12,400
6	George Mathen	1,80,000
7	Hotel Chalukya	1,43,152
8	Immunis Productions	2,61,960
9	Infoshell	2,24,404
10	Jai Maruthi Travels	2,50,644
11	N Subbaraju	2,19,877
12	Paradigm Consultants & Resource Mgt Pvt Ltd	1,06,200
13	Radisson Blu	20,24,284
14	Ravi Nawal	1,35,000
15	Royal Hardware & Paints	1,35,984
16	Sigma Networks	11,31,266
17	Starforge USA	46,550
18	Syed Asif Mohammed	14,74,175
19	Torry Harris Restaurants Pvt Ltd	3,02,202
20	VMC Technologies Pvt Ltd	3,82,064
21	#Igen Consultant	(74,340)
22	Bharat Scientific World	(1,07,824)
23	Girnarsoft Education Service Pvt Ltf (CollegeDekho	(5,90,000)
24	Greg & Lenie	(39,748)
25	Janani Eswar	(2,000)




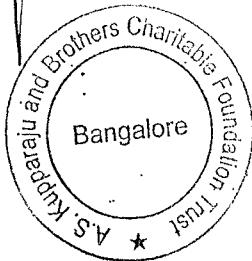
26	Knit Pocket	(8,000)
27	Kolorkode	(65,266)
28	Kriti Something Pvt Ltd	(5,500)
29	K Serve BPO Pvt Ltd	(41,418)
30	Lugwig Rehnolt	(36,667)
31	Nithin M	(72,000)
32	Pratheek Elevator	(23,895)
33	Rajani Kalyani K S	(15,000)
34	Ravish Enterprises	(1,08,377)
35	Sapna Book House(Jayanagar)	(6,583)
36	Shree Basava Fire Safety	(14,679)
37	Siddharth Bharath Iyengar	(4,500)
38	Spartan Events And Wing Studio	(34,996)
39	Sree Shakthi Sai Electricals	(21,53,036)
40	Sri Balaji Books & Stationery	(1,994)
41	Ujan Mitra	(90,610)
42	Vasa Scientific Co	(1,63,919)
43	Vinod K A	(90,000)
44	Vyapti Tecnica Solutions LLP	(2,32,460)
45	WeHands Interio LLP	(9,89,831)
Total		31,23,947


S No	Schedule 7 - Other Current Liabilities	Amount (Rs)
1	GMC Deduction	6,55,640
Total		6,55,640

S No	Schedule 8 - Intergroup owings	Amount (Rs)
1	A.S. Kupparaju & Brothers Charitable Foundation Trust	10,13,93,938
2	Atria Institute of Technology	34,68,21,316
Total		44,82,15,254

For AS Kupparaju & Brothers Charitable Foundation Trust
Authorized Signatory



K. Nagaraju
Trustee




C. S. Sunder Raju
Trustee

For CNGSN & Associates LLP
Chartered Accountants




Padi Siva Kumar
Partner
M. No: 243590

FRN NO: 004915S/S200036

Date : 31-07-2023
Place : Bangalore